

# Accurate Democracy

**4 Great Tools in Color**



**Make Group Decisions Better**

“This is *the* site for learning about democracy.”

—Zoe Weil, author of *Most Good, Least Harm*,  
president of the Institute for Humane Education.

“...a huge contribution to the democracy cause.”

—John M. Richardson Jr., former chairman of the  
National Endowment for Democracy

“Congratulations on a brilliant piece of work.”

—Robert W. Fuller former president of Oberlin College,  
author of *Somebodies and Nobodies*, and *All Rise*

The primer, games and pictures let you



## Read, Touch and See How

The best types of voting are quick and easy,

**centered and stable, yet inclusive and fair.**

They help groups, from classrooms to countries.

**One** tool compares the votes for several versions of a **policy**. Two tools give **fair shares** of seats or \$pending.



## to Use and Enjoy

**Share** this colorful eBook with friends.

**Grow** support in your school, club or town.

**Enjoy** better politics, relations and policies.

by Robert B. Loring    VotingSite@gmail.com



# Contents



The **four** best voting tools are fast, easy and fair.  
Parts **A**, **B**, and **C** reveal how tools steer power.

## A. Voting Primer tells the stories of the **four** tools

- 🌀 Tragedies, Eras and Progress of Democracy ..... 4
- 1. Elect a popular **Leader** by Ranked Choice Voting ..... 10
- 2. Elect **Representatives** by Fair Representation..... 16
- 3. Set optional **Budgets** by Fair Share Voting .... **New** ..... 22
- 4. Enact a balanced **Policy** by a Condorcet Tally..." ..... 28
- 🌀 Rigged votes, Gerrymanders and Gridlock ..... 32
- ✳ **Social Effects** of group-decision tools ✳ ..... 34
- 🌀 **Consensus** on one **Policy** or many **Budgets** ..... 36
- 🌀 How you can try a group-decision tool ..... 38

## B. Workshop Games let us get inside the **four** tallies

- 1. **Leader**, 2. **Reps**, 3. **Budgets**, 4. **Policy** ..... **New!** ..... 39

## C. SimElection™ games make tally patterns visible

- 2. **Reps**, 3. **Budgets**, Council, 4. **Policy** ..... New ..... 48
- ✳ **Back Matter**, Voting reforms aid more reforms ..... 57
- 🌀 Countries with Plurality, **Runoffs**, or **Fair Rep** ..... 60
- 🌀 About Us, ©, Endnotes, Index and Glossary ..... 62

# A. Voting Primer

## Two of Many Tragedies

**Old ways of adding up votes often fail** to represent large groups. In the USA, beautiful North Carolina had enough Black voters to totally fill two election districts. But spread out over eight districts they were a minority. So for over 100 years, they won no voice in Congress. As voters, they were silenced—with tragic results.<sup>1</sup>

The Northwest tore itself apart by changing forestry laws again and again. When forestry laws are weak, hasty logging wastes resources. But sudden limits on logging bankrupt some workers and small businesses. If this **policy pendulum** swings far, it cuts down forests and species, then families and towns, again and again.<sup>2</sup>



What can big swings in other policies do?

## What's Wrong

We all know how to take a vote when there are only two candidates: We each vote for one or the other. For such a contest, the yes or no votes say enough.

But as soon as three candidates run for one office, the contest becomes more complicated.<sup>3</sup> Then that old yea or nay type of voting is no longer suitable.

It's even worse at giving fair shares of council **seats**, setting many **budgets**, or finding a balanced **policy**. Our **defective voting rules** come from the failure to realize this:

*There are different uses for voting,  
and some need different types of voting.*




Will their votes be effective?

# Eras, Tally Rules and Councils

## In the 19<sup>th</sup> Century

Winner-Take-All Districts ⇨ Off-Center Councils



\$ \$ \$ Policies \$ \$ \$

Typical Council Elected By Plurality Tallies

Some of England's former colonies still count votes by its old **plurality voting rule**. It elects only one rep from each district — and winning does not require a majority. It merely elects the one who gets the most yes votes.\*

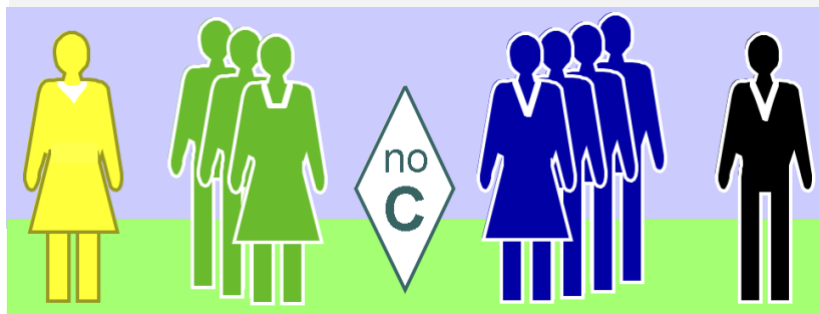
A district with only one rep tends to develop only two big parties.<sup>4</sup> Only their candidates have good chances. It gets worse: A district's bias often makes it a "safe seat" a captive audience for *one* party. So voters in a plurality district are given little or **no real choice**.<sup>5</sup>

If the voters in a few districts *are* given real choices, all power might flip from one faction of reps to another. Hopes and fears of budget or policy flips polarize politics. Each battle is brutal because it is **winner take all**.

\* Each voting rule or system defines its ballot and its tally.

## In the 20<sup>th</sup> Century

Fair-Rep Elections ⇨ One-Sided Majorities



\$ \$ \$ Policies \$ \$ \$


Typical Council Elected By Fair Representation

**Fair Representation** was developed around 1900 to end some major problems caused by plurality rule. Most democracies now use “Fair Rep.” It elects several reps from each election district. It gives a group that earns say, 20% of the votes, 20% of the council seats. So Fair Rep delivers fair shares of representation.<sup>6</sup> It’s often called Proportional Representation or PR.

It leads to broad representation of issues and views. But usually there is no central party (C above) and the two biggest parties normally refuse to work together. So the side with the most seats forms a ruling majority. Then it enacts **policies skewed toward its side.**

## In the 21<sup>st</sup> Century

Ensemble Councils ⇨ Balanced Majorities



Council Elected By Central and Fair-Rep Rules

**Ensemble rules** will elect most representatives by **Fair Rep**, plus a few reps (**C** above) by a **central** rule.


So the points of view within the council will have a **spread** plus a pivotal **midpoint** that match the voters more accurately.  $\bigcirc + \bullet = \text{🌀}$  That's the target\*

Later pages will show how we can elect a rep with wide support and views near the center of the voters.<sup>7</sup> So winners will be near the center of a Fair Rep council. There they can be the council's **powerful swing voters**, with strong incentives to build moderate majorities.


Many voters in this wide base of support won't want narrow centrist policies. They'll likely prefer policies to **combine the best suggestions from all groups**.

\* Its colors suggest archery and political bunting. 🇺🇸🇺🇸🇺🇸





# Progress of Democracy



A centrist policy implements a narrow set of ideas. It blocks rival ideas: opinions, needs, goals, and plans. A one-sided policy also blocks rival ideas.

A compromise policy tries to negotiate all the ideas. But contrary ideas forced together often work poorly.

**A balanced policy** blends compatible ideas from all sides. This process needs advocates for diverse ideas. And more than that, it needs independent moderators. These swing-voting reps can please their wide base of support by building moderate majorities in the council.

**A broad, balanced majority** works to enact broad, balanced policies. These tend to give the greatest chance for happiness to the greatest number of people.

Excellent policies are a goal of accurate democracy. *Measure* their success by the typical voter's education and income, freedom and safety, health and leisure.<sup>8</sup>

Older rules often skew results and hurt a democracy. An ensemble is **inclusive**, yet **centered** and **decisive** – to help make its actions **popular**, yet **stable** and **quick**. The best tools to set budgets or pick a policy will also show these qualities in our stories, graphics and games.

# 1. Electing a Leader

## Nine Voters

Let's think about this election: Nine voters want to elect a leader. The figures in this picture mark the positions chosen by those voters. They stand along a political spectrum from left to right. It is as though we asked them, "If you want high-quality public services and taxes like France or Germany, please stand over ↓ here. Stand here ↓ if you want to be like Canada. To be like the USA stand over here ↓. For Mexico's low taxes and government services stand over there ↓."

Throughout this booklet, we're going to show political positions in this compelling graphical way.

Nine voters spread out along an issue.



High taxes buying  
great gov. services

Low taxes buying  
poor gov. services

These colors aid readers less able to see colors.

# Plurality Election

Here we see three rivals step up, asking for votes. Each voter prefers the one with the closest position. A voter on the left votes yes for the candidate on the left.

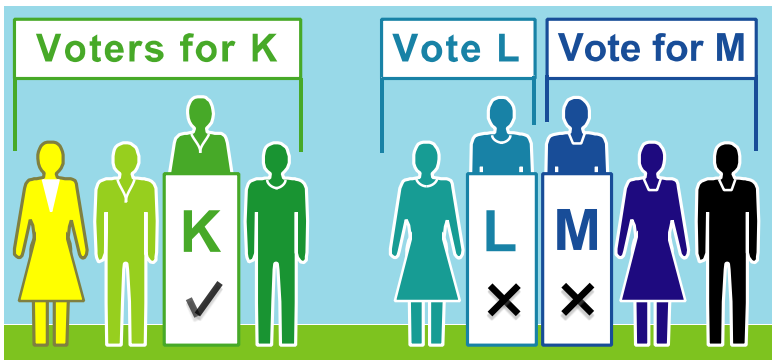
**K** is the candidate with a stance nearest four voters. **L** is the nearest to two and **M** is the nearest to three. Candidates **L** and **M** **split** the voters on the right.

Does anyone get a majority (over half), Yes or No?  
Who gets the plurality (the largest number), **K**, **L** or **M**?  
Who gets the second-largest number of votes?

Answers to questions are at the bottom of each page.

A mere plurality gives the winner a weak **mandate**. This is the authority effective votes loan to a winner, by consent not coercion. Strong mandates support and speed action to reach popular goals.

By plurality rule, the one with the most votes wins.



**K** is nearest four voters.

**M** is nearest three.

**L** is nearest two.

Answers: No. K. M.

# Runoff Election

From the plurality tally, the top two may advance to a runoff. It eliminates the other candidates all at once. The **two voters** who had voted for **L** now vote for **M**. Do they each have more power than some other voter?

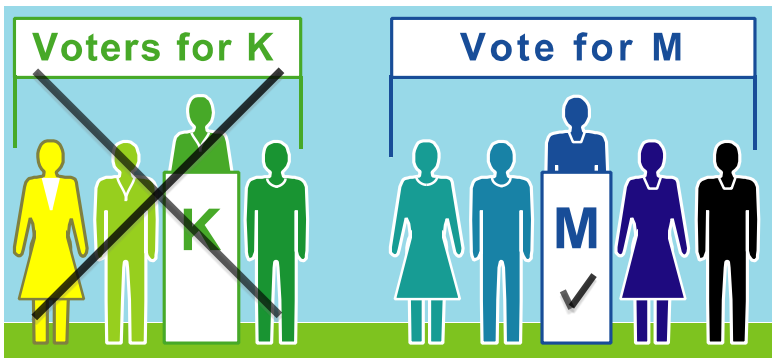
**Wasted votes fail** to turn a loser into a winner.

**Effective votes succeed**; a voting tally with more of them is more accurate, fair and responsive.

Does the plurality election waste more votes?  
Does this discourage members from voting?  
Does the runoff make a stronger mandate?

In effect, a runoff asks, “Which **side** is stronger?”  
Later, these voters will use another tally tool to ask, “Where is our **center**?”  
And a bigger group will use a tally to ask, “Which **trio** best represents us *all*?”

In a runoff, the top two compete one against one.



Four **wasted votes**.

Candidate **M** wins a runoff.

Answers: No, each voter has one vote in each tally.  
Yes, five votes. Yes. Yes, a majority mandate.

# Politics in Two Issue Dimensions

When more issues (or identities) concern the voters, a voting-tally rule keeps its character.<sup>1</sup>

Here we see voters choosing positions spread over two issue dimensions: left to right plus up and down. A person's position on one dimension is little help for predicting his or her position on the other one.

A voter may rank candidates on any issue(s). He prefers the candidate he feels is closest.

“Please step up for more protective regulations. Please step down if you want fewer protections. Take more steps for more change.”

The chapter on simulation games and research shows more tallies with two and even three issue dimensions.

Seventeen voters take positions on two issues: more or less regulation  $\updownarrow$  and taxes for services  $\leftrightarrow$



K wins a plurality.

M wins a runoff.

# The goal of **Ranked Choice Voting** is this

## **Elect a majority winner, from a single election.**

Voting is easy. **Rank your favorite** as first choice, **and backup choices**: second, third, etc. as you like\*  
Your civic duty to vote is done.

Now your vote counts for your top-ranked candidate.  
If no candidate gets a majority, the one with the fewest votes loses. So we eliminate that one from the tally.  
Your vote stays with your favorite if she advances.  
If she has lost, then your vote counts for your backup.  
This repeats until one candidate gets a **majority**.

## **Why Support Ranked Choice Voting (RCV)**


- **Backups give you more power and freedom** to express opinions with less risk of wasting your vote.
- **You can't hurt your first choice** by ranking a backup which does not count unless your first choice has lost.
- **No worry about vote splitting** in a faction as votes for its loser(s) can count for each supporter's backup.
- **Civility and consensus<sup>2</sup> rise<sup>3</sup>** as some candidates ↗ ask the fans of rivals to, "Rank me as your backup."<sup>3</sup>
- **A majority winner** from one election, so no winners with weak mandates and **no costly runoff** elections.
- **High voter turnout** also creates **strong mandates**  
The turnout for an election runoff often goes down.<sup>4</sup>

\*Pages 33 and 45 show ballots.

# Ranked Choice Voting Patterns

Running for president of South Korea, the former aide to a military dictator faced two reformers. The two got a majority of the votes but split their supporters. So the aide won a **plurality**. (37%, 28%, 27%, 8%) Years later, he was convicted of treason in the tragic, government killing of pro-democracy demonstrators.<sup>5</sup>

A voter's backup is often like his favorite, but more popular. So by dropping one reformer, RCV might well have elected the stronger one with a majority.



## From a five-faction debate to a majority mandate

- 1) Violet loses; so backup choices get those votes.
- 2) Amarilla loses; so backup choices get those votes.

This **chief executive** starts in a big band of voters on the biggest side, then builds a majority. This helps her work with reps on the biggest side of a typical council.

→ For 11 years, Papua New Guinea used RCV, then plurality rule for 27 years but ethnic violence increased.<sup>6</sup> They returned to RCV and the violence decreased. Ranked Choice Voting weakens tribalism.

Irish and Australian voters have used it for decades. They call it the Alternative Vote or Preferential Vote. Some Americans call it Instant Runoff Voting or IRV. The endorsements page lists many groups using it. It often helps women achieve parity in politics.<sup>7</sup>

The workshop shows an RCV game on pages 39-42.

## 2. Electing Representatives

The principle of **Fair Representation** is:  
**Get true majority rule by representing each group in proportion to its voters.**

That is, **60% of the vote gets you 60% of the seats**, not all of them. And 20% of the vote gets you 20% of the seats, not none of them. These are **fair shares**.

How does it work? There are three basic ingredients:

- 🌈 We elect more than one rep from an electoral district.
- 🌈 You vote for more than one; you vote for a list.  
You pick a group's list, or you list your favorites.
- 🌈 The more votes a list gets, the more reps it elects.

### Why Support Fair Representation (Fair Rep)

- 🌈 **Fair shares** of reps go to the rival groups so **Diverse candidates** have real chances to win so Voters have **real choices** and **effective votes** so **Voter turnout** is strong.<sup>1</sup>
- 🌈 **Women win** two or three times more often<sup>1</sup> so **Accurate majorities** win—also due to more: choices, turnout, effective votes and equal votes per rep so **Policies match** public opinion better.<sup>2</sup>

Many people call this Proportional Representation or PR.



## Fair Shares and Moderates

**Chicago** elects no Republicans to the State Congress, even though they win up to a third of the city's votes. But for over a century it elected reps from both parties. The state used a fair rule to elect 3 reps in each district. Most gave the majority party 2 reps and the minority 1. So no district was unwinnable and neglected by 1 party, and thus a captive audience for the other party.

Those Chicago Republicans were usually moderates. So were Democratic reps from Republican strongholds. Even the biggest party in a district tended to elect more **independent**-minded reps. They could work together for moderate policies.<sup>3</sup>



✓ **Shares of votes equal fair shares of seats.**

**New Zealand** switched in 1996 from Single-Member Districts to a layer of **SMDs** within Fair Representation. This is called Mixed-Member Proportional or **MMP**. A small, one-seat district focuses more on local issues. Fair Rep frees us to elect reps with widespread appeals.

The seats won by women rose from 21% to 29%. The native Maori reps increased from 7% to 16%, which is almost proportional to the Maori population. Voters also elected 3 Polynesian reps and 1 Asian rep.<sup>4</sup>

## Why Full Rep Elects More Women

**New Zealand and Germany** elect half of their MPs in Single-Member Districts and half from Fair Rep lists. This is the best way to elect a parliament, some say.<sup>5</sup> The SMDs elect few women; but in the same election, the Fair Rep lists elect two or three times more women.<sup>1</sup>

A **safe nominee** for a two-party duel in an SMD is from the dominant gender, race, religion, etc. It leads to a macho duel and poorly represents all others.

Fair Rep leads a party to nominate a **balanced team** of candidates to attract voters. This promotes women.<sup>6</sup> A team can have class, ethnic, and cultural diversity. And that gives us diverse reps to approach for help.

***MORE: Competition, Real choices,  
Voter turnout, Effective votes,  
Strong mandates, Diverse reps,  
Women reps, Popular policies***

Some leading women spoke of **starting a new party** in **Sweden**, which uses Fair Rep. Under plurality rule, a big new party splits its own side, so it likely loses. But Fair Rep gives every big party its share of seats.

This credible threat made one old party decide job experience was not as important as **gender balance**. So it dropped some experienced men to raise women higher on the party's list. And they won.<sup>7</sup> Now they are incumbents with experience, power and allies.

# Voting Rules and Policy Results

Local **SMDs** can elect reps with **unequal** vote totals. So a majority of reps might *not* represent most voters. **Fair Representation** has more equal votes for each rep. So each majority of reps *does* stand for most voters. This produces **policies closer to public opinion**.<sup>2</sup>

~~LESS: Wasted votes,  
Gerrymandered districts,  
Monopoly politics,  
Dubious democracy~~

Many voters see a woman in a multi-winner race less as fighting her rivals, more as **supporting her issues** — in multi-sided conversations and debates.

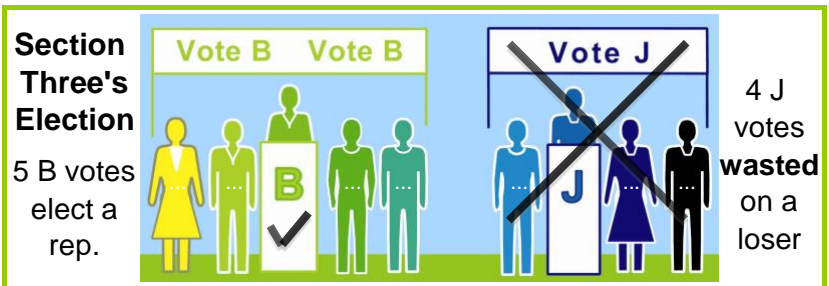
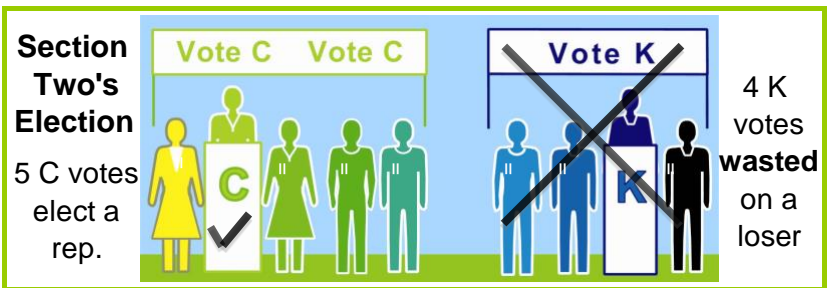
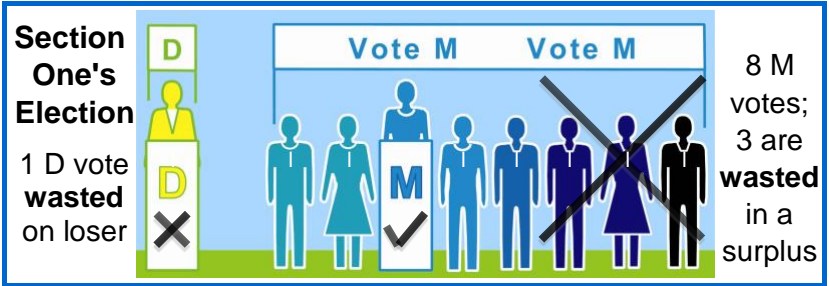
Councils with fewer women tend to do less for health care, childcare, education and other social needs.<sup>8</sup> Then poor health and education weaken workers and children.

If such urgent needs overwhelm us, we neglect the essential need to fix their **structural sources**. The plurality rule is a key defective part to replace. It wastes votes and underrepresents most voters. It gives the reps less incentive to help most voters.

A more accurate democracy leads toward a better **quality of life**, as measured by the scores on page 60. We would all like better quality of life results for our country, and for our towns, schools, clubs and co-ops. So help friends talk about and try these voting rules.

# Three Single-Winner Elections

A class of 27 wants to elect a 3-member committee. Someone says, "Elect a rep from each seminar section. To win here, you need to get the ballots of just 5 voters."

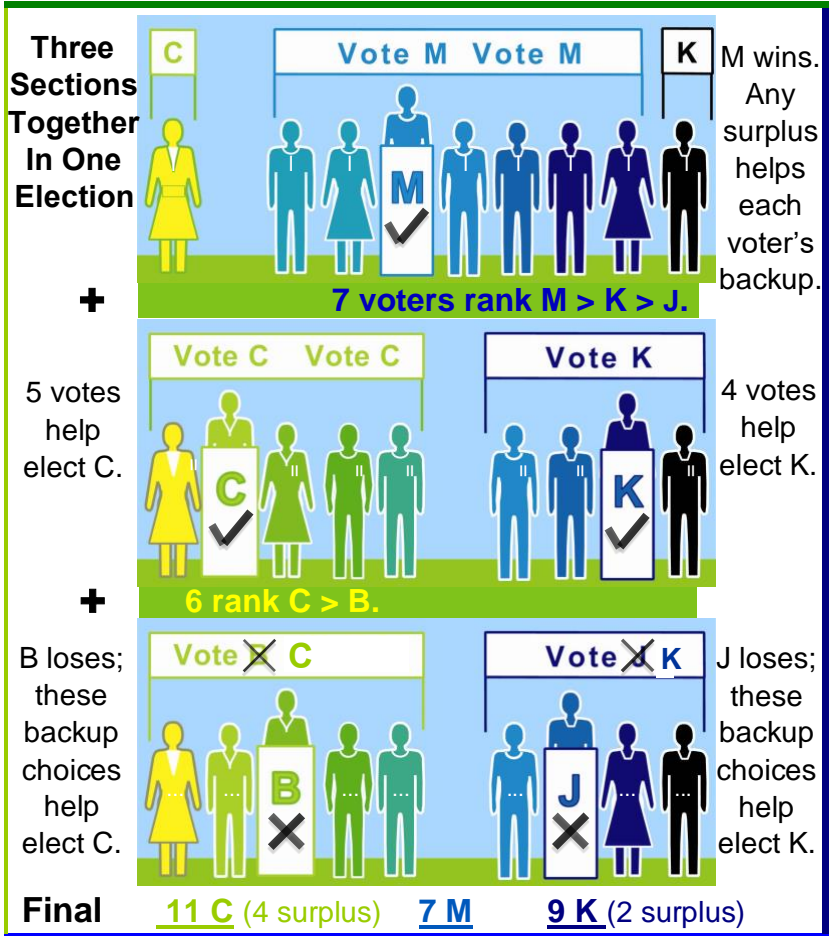


► An 11-voter minority gets 2 reps; that's majority power. If spread out, 3 or 4 in each section, they'd get no rep. Plurality rule **wastes votes** so it's erratic and easy to rig.

How many votes were wasted? 12

# One Fair Representation Election

A better idea: Keep the class whole; change the votes needed from 1/2 of a section to 1/4 of the class plus 1. To win here, you need to get the ballots of 7 voters. A voter may rank a first choice and a backup choice. If his first choice loses, his vote counts for his backup.



► Now the minority gets 1 rep and the majority gets 2.

Their mandate is fair, **accurate**, popular and strong.


# 3. Allocating Budgets

## Fair Shares to Buy Shared Goods

Electing reps is the most obvious use of voting rules. Rules to pick projects or a policy are also important. These group decisions occur more often than elections. They occur in many groups that have no elections.

Democracies have worked hard to become more fair, thus accurate, responsive, widely popular and strong:

- ✓ Voting by noble men, +most men, +Black men, +women
- 🇺🇸 Fair Representation can give out council seats fairly. But is it fair if its majority controls all of the money?
- 🇺🇸 Fair Share Voting can give out some funding fairly.
- 🇺🇸 The voters in a club, a co-op, a college, or a grant giving group all can enjoy using Fair Share Voting.



All big groups have the right to spend some funds.

# Patterns of Unfair Funding

**Participatory Budgeting** (PB) lets neighbors research, discuss and vote how to spend part of a city's budget. In South America it spread from one city in 1989 to hundreds today. Progress often advances this way. The World Bank reports PB may reduce corruption plus raise a community's health and education.<sup>1</sup>

In 2010, a Chicago alderman gave \$1,300,000 to PB.<sup>2</sup> But a plurality rule made the votes and **voters unequal**. For example, in 2011 each vote to help a park won \$501. That was its cost divided by its voters. But votes cast for bike racks, each vote won a mere \$31. That's too unfair. Even worse, most of the votes were wasted on losers.<sup>3</sup>



A bad election rule gets worse when it picks projects. It is **not cost aware**, so it often funds a very costly item and cuts a bunch that get many more votes per dollar. To win this bad tally, load various proposals into one. Keep raising its cost if that attracts more votes.

One year, a scholarship fund got many **surplus votes**. These were wasted votes because they had no effect. So the next year, some supporters chose not to waste a vote on this "sure winner." It lost! They saw the need for a voting rule that would not waste surplus votes.<sup>4</sup>

The principle of **Fair Share Voting** is:  
**Give spending power to groups,  
in proportion to their voters.**

So 60% of the voters can spend 60% of the fund, not all of it. Your ballot's share from the fund lets you vote to pay your shares of the costs for your favorite items.

Voting is easy: Simply rank your choices, as in RCV.


Your ballot pays one share of the cost for each of its top ranks—as many as it can afford. A tally of all ballots drops the item with the fewest shares. Those two steps repeat until each remaining item gets full funding.<sup>3</sup>

Paying one share proves you feel the item is worth its cost and you can afford it in your high priorities.

## **Some Merits of Fair Share Voting (FSV)**

 **A winner is a popular priority worth its cost.**

To qualify for funding from our group's source, an item needs our "base number" of voters or more.

 **FSV is fair** to an item of any cost and to its voters:


A ballot pays a costly share to vote for a costly item.

cost/base = 1 share      e.g. \$100 / 25 ballots = \$4

If more ballots divide a cost, each of them pays less.

 So a ballot's money can help more low-cost items.

This motivates each voter to give his top ranks to the items that give him **the most joy per dollar**.

 See page 16 point 1, page 14 points 1, 3 and 4.



# Fair Shares and Majorities

If a majority controls all the money, the last item they buy is a low priority; so it adds little to their **happiness**. But FSV makes some money buy *high* priorities of other big groups, adding more to their happiness.

**In political terms:** The total spending has a wider *base of support*: It appeals to more voters because more see their high priorities get funding.

**In economic terms:** The *social utility* of the money and winners tends to rise if we each allocate a share. Fair, cost-aware voting gives *more voters more* of what they want for the same cost = more satisfied voters. Shares also spread good opportunities and incentives.



**Fair shares  
spread the joy and opportunities.**

**Plurality** rules let **surplus votes waste** a big group's power, as seen on page 20, and let rival items **split** it. The biggest groups often have the biggest risks.

**FSV protects a majority's right** to spend a majority of the fund. It does this by eliminating split votes, as did RCV, and surplus votes, as we'll soon see.

## Setting Budget Levels

A co-op that helped develop Fair Share Voting lets each voter rank **budget levels** for *some* items.

A budget level needs to get the **base** number of votes. It gets one if a ballot offers to share the cost up to that level or a higher level.  $\text{cost} / \text{base} = 1 \text{ share} = 1 \text{ vote}$   
You only pay up to a level you voted for and can afford.

The item with the weakest top level loses that level. Any money your ballot had offered to it moves down your ballot to your highest ranks that lack your support. This repeats until the top level of each item is fully funded by its supporters. Thus fair shares and backup ranks select a set of winners with **more supporters**.



**Many voters must prove, “This cost is a high priority within my budget.”**

My club with 100 members set our **base** number at 25 votes.<sup>5</sup> My first choice got just enough votes, so my ballot paid 4% of the cost.  $100\% / 25 \text{ votes} = 4\%$

My second choice lost. Did it waste any of my power?

My third choice got 50 votes, so my ballot paid only 2% of the cost. Was there any surplus? Did I waste much of my power by voting for this sure winner?

*None. None. Not much.*

# More Merits of Fair Share Voting

- After discussion, a **quick** poll can pick many items. It reduces **agenda effects** such as leaving no money for the last items or going into debt for them.
- It lets subgroups fund items like federalism does but without the layering of laws, taxes and bureaucracy. And it funds a big group even if they are scattered.<sup>6</sup>
- Each big group controls just its share of the money. This reduces the means and motives for **fighting**. It makes becoming the plurality tribe less profitable.
- Fairness builds trust** in spending by subgroups and raises support for it. This can reduce spending at the extremes of individual and central control.



## Merits of FSV for an Elected Council

- FSV may give some funds to reps in the opposition, so Electing them is more **effective**, less of a wasted vote
- They can relieve starvation budgets that hurt projects. This makes project management more **efficient**.
- A voter can see grants from his rep to each project, tax cut, or debt reduction; then hold her **accountable**.

Games may let us vote for treats and *eat the winners!*

## 4. Enacting a Policy

### Condorcet Test Number Two

Page 12 showed a one-against-one runoff contest between the policy positions of **M** and **K**.

Five voters ranked **M**'s position over **K**'s:  $5 > 4$

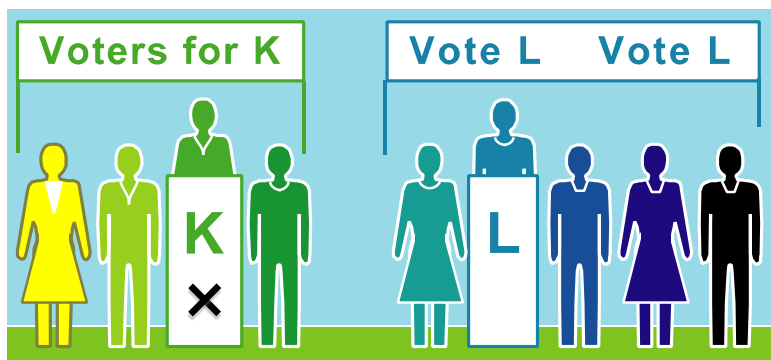
Here is a second test with the same voters:

**K**'s position loses this one-against-one test.

**L**'s position wins by five votes to four:  $5 > 4$

Each person votes once with a ranked choice ballot. Pages 33 and 46 show two common, simple ballots. A workshop page will show a pairwise tally table. And a simulation map will show Condorcet voters with two issue dimensions.

*People often struggle to find a group's **center** of opinion*



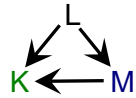
**K** is nearest four voters.

**L** is nearest five voters.

# Condorcet Test Number Three

Candidate L wins her last test by six to three.  $6 > 3$   
She has won a majority over each rival.

This makes her the “**Condorcet winner**.”



“...such a mandate is no doubt a vital ingredient in the subsequent career of the winner.”<sup>1</sup>

Thus a Condorcet Tally picks a **central winner**:

It can elect a **moderator** to a council, see page 8,  
or moderate district reps for MMP, see page 17.

or senators to make an upper house.


But is it likely to elect diverse reps, yes or no?

It can select the base number for **FSV**, see page 26.

But is it likely to spread spending fairly, yes or no?

Who is the Condorcet winner on page 13?

Do CEOs mostly moderate *or* advocate (e.g. a mayor)?



L has six votes.

M has three.

Answers: No. No. L. Discuss this.

The goal in a **Condorcet Tally** is this:

**Win majority victories  
over every single rival.**

The winner must top every rival, **one-against-one**.

A good **analogy** is a round-robin tournament.

A player has one test with each rival, one at a time.

If she wins all her tests, she wins the tournament.

Each voting test sorts all the ballots into two piles.

If you rank option K above L, your ballot goes to K.

The option that gets the most ballots wins this test.

If one wins all its tests, it wins the Condorcet Tally.\*

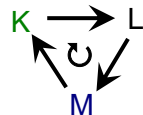
## Why Use a Condorcet Tally (CT)

✳️ **Choice ballots:** Rank the alternatives on one ballot so **Simplify** the rules of order, **speed up** the process and **Reduce agenda effects**, from simple errors and **gridlock**, to “free-rider” and “wrecking” amendments.

✳️ **No split-vote** worries as duplicates don't help or hurt each other. An ad hoc majority can rank all of their favorites over the other options. Ballots from all voters help decide which of the majority's favorites wins.

✳️ **A balanced policy** tends to be **stable**, thus decisive. Yet, **a balanced process** can calm some fears about reviewing and **changing** a good policy to improve it. This saves time and builds respect for democracy.

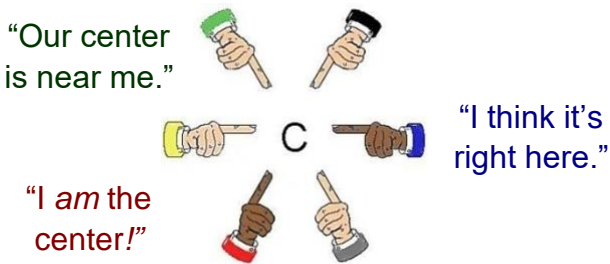
\* Different majorities might rank  $K > L$ ,  $L > M$ , and  $M > K$ . RCV can break this unusual tie or "voting cycle".<sup>2</sup>



# Achieve Policies with Wider Appeal

A **plurality** or runoff winner gets no votes from the losing side and doesn't need to please those voters. But each **CT** option needs support from all sides, because every voter can rank it against its close rivals. Thus every CT voter is "obtainable" and valuable.

So the winner is well balanced and widely popular.<sup>2, 3</sup> Voters on the center and right give it a majority over any left-wing policy. At the same time, voters on the left and center like it more than any right-wing policy. All sides like it more than a narrowly-centrist policy.



Everyone may help to find our center.

## A Chair with Balanced Support

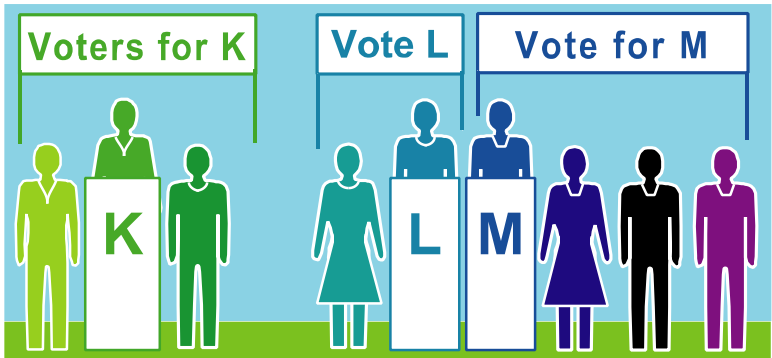
**CT** can elect a chairperson or a few reps to be the **swing voters** in an **Ensemble Council**, pictured on pages 8 and 54. To win, a candidate needs to earn wide support. This gives her strong incentives to help the council balance its process and policies.

**RCV** has slightly different effects, incentives and uses.<sup>3</sup> Games will let us inside each tally to feel how it works.

## Resist Rigged Votes

In the **plurality election** on page 11 candidate **M** lost. Let's say her party **gerrymanders** the borders of her election district. It adds a voter, pictured here in **purple**, who likes the party and cuts out one who didn't like it. In this **safe-seat** district, **bluish** voters can elect **M** or an even less central person who may **polarize** politics.<sup>4</sup>

But this gerrymander didn't change the **CT** winner, **L**. With **CT** tools, policies take big swerves less often.



3 rank  $K > L > M$ . 2 rank  $L > M > K$ . 4 rank  $M > L > K$ .

To steal a one-seat district that uses CT or RCV, sponsors must **mislead** a majority, not just a plurality. And help to "**spoilers**" in a rival group fails to split it.

**Gerrymanders** tend to make lots of **wasted votes**.<sup>5</sup> **Proportional RCV** reduces both, as shown on page 21.

Foul **manipulations** of plurality rules are not rare. And point voting incites *extremist* high and low votes, as I worry, could my points for a low choice hurt my fave? But a chance to rig real **RCV** or **Condorcet/RCV** is rare, risky and hard. This discourages rigged votes.<sup>2</sup>



# A Less Rigged Agenda Now!

Some meetings concoct a policy by a series of yes-no choices, with or without rules of order, agendas or votes. An early proposal might have to beat each later one. An early decision might preclude some later proposals. So “**stacking the agenda**” can help or hurt proposals.

Other meetings discuss the rival options all at once. But often, many members express **no backup choices**. So similar options split supporters and hurt each other. Then a minority pushing one option can appear to be the strongest group. Even sadder, a member with a well-balanced option but few eager supporters might drop it.

Too often, a committee chooses all the parts in a bill. Other members can say only yes or no to that **bundle**. It might include free-rider or wrecking amendments.


**Rigged votes** often build a bad policy and animosity. To reduce the risks, let the voters rank the options.<sup>6</sup>

## Issue A    Ranked Choice Ballot

<u>Rank</u>	<u>Option</u>
<u>3</u>	Continue discussion
<u>2</u>	Original bill, the main motion
<u>1</u>	Bill with Amendment 1 (a free rider?)
<u>8</u>	Bill with Amendment 2 (a wrecking amendment?)
<u>7</u>	Bill with Amendments 1 and 2
<u>4</u>	Postpone for <u>7</u> days
<u>5</u>	Refer the bill to a committee
<u>6</u>	No change (a vote for gridlock exposed?)

Any “Incidental Motions” do not wait for the ballot. These include a personal complaint or request.

# Summary and Index of Benefits

<b>Ranked Choice Voting has proven to:</b>	<u>pages</u>
<b>1,2,3,4. Make voting easy</b> , more often effective.	<b>14</b> , 57
Give you power to rank a backup choice; so	33, 45
Reduce your risk of wasting your vote; so	12, <b>16</b>
Vote worry free for your true first choice.	14
<b>Boost mandates as more voters count.</b>	<b>11-21</b> , 57
<b>1,2.Reduce attack ads</b> that scare, anger and polarize.	14
<b>Weaken gerrymanders</b> and spoilers.	14, <b>16</b> , 32
<b>2. Give fair shares</b> of reps to the rival groups; so	<b>16</b>
Give diverse candidates real chances to win; so	<b>18</b>
Give voters real choices and effective votes; so	<b>17</b>
<b>Make voter turnout stronger.</b>	<b>61</b>
<b>2. Elect women</b> about twice as often as plurality; so	<b>18</b>
Accurate majorities win– also due to more: choices,	<b>17</b>
turnout, effective votes and equal votes per rep; so	<b>19</b>
<b>Make policies match public opinion better.</b>	<b>19</b> , <b>60</b>
Even then, old decision tools push policy pendulums.	4
 <b>An RCV Toolbox can do more</b>	
<b>4. Elect a few central reps</b> , the key votes pulling	<b>31</b>
reps of many factions <b>to moderate policies.</b>	8, 54
<b>3. Use Fair Share Voting</b> for projects, savings etc.	<b>24</b>
<b>Reveal spending</b> by each rep; <b>cut corruption.</b>	<b>27</b> , <b>59</b>
<b>3,4. Reduce agenda effects</b> and scams.	27, 30, <b>33</b> , 36
<b>Streamline group decision-making.</b>	<b>27</b> , 33, 36

# ♥ Social Effects ♥

## Tools that Shape Communities

A group's decision rules pull its **culture** toward fair shares *or* toward winner takes all. They spread power wide and balanced, *or* narrow and lopsided. Other relations among members may follow their models.

Fair rules make **cooperation** safer, faster and easier. This favors people and groups who tend to cooperate. It can lead others to cooperate more often.



Politics are more **principled** and peaceful when all the rules help us find fair shares and central majorities. This might reduce political fears within our community, which helps us to be more receptive, creative, and free.

So better tally rules can help us build better decisions, plus better **relationships**. Both can please most people. Fair rules won't please some who get money or self-esteem from war-like politics. But countries with fair rules tend to rank higher in social trust and happiness<sup>1</sup>.

# Consensus and Voting

Group decision-making has two linked processes:

- 1) A **discussion process** might have a facilitator, an agenda, some reports and proposals. Each participant may ask to add or alter proposals. This process could close key options before the decision process. page 33.
- 2) A **decision process** asks the members concerned, "Which proposals have enough support to be winners?"<sup>2</sup>




Voting only **yes or no** leads us to discuss and decide *one* formal "motion" at a time in a very strict sequence. It stifles the sharing of ideas and development of plans.

But both **consensus** and **ranked choice ballots** let us decide some closely-related options at the same time. Both reward **blending compatible ideas**. pages 9, 31 They're less divisive than yes-or-no voting. " 14, 45, 56 So more members want to help carry out a decision soon and make it work; fewer try to slow it down.

## Why Take a Vote

Discussing an issue well often resolves most parts, with mandates up to 100%. Yet we might want to decide some parts with the best voting tools. Why?

The best rules *strengthen* some reasons for voting:

-  Choice ballots can **speed up meetings**. pages 27, 33
-  Secret ballots **reduce social pressure** and coercion.
-  Well-designed ballots and tallies **promote equality**:  
Even busy or unassertive people can cast full votes.

# Complementing Consensus

Groups that seek consensus on basic agreements may vote on other issues: They may vote on a **detail** like a paint color or on a list of optional **projects**.

## **Fair Share Voting gives fair shares of power.**

Inclusive yet fast, it won't let one person block action. It is cooperative, not consensual or adversarial. It is less about blocking rivals, more about attracting allies. Its ballot guides a voter to limit and prioritize projects. Its tally finds the collective priorities for the intersecting interest groups. We may modify our FSV results through our usual process.

## **All majorities prefer the Condorcet winner.**

A proposal must top each rival by 50% plus one; and we may require it to win 60% or even 100% over the status quo on issues involving our basic agreements. If so, 41%, or even one voter, may block a Condorcet winner by convincing us it breaks a basic agreement.

## **Carpentry Analogy**

The nice consensus methods are like nice hand tools, and these nice voting methods are like nice power tools. The power tools speed cutting through piles of boards or issues, and cutting through a steel-hard one. The hand tools help us discover and develop insights into new options.<sup>3</sup> So most of us want both kinds of tools.

This primer told the *stories* of the best voting tools. The games will let us *be inside* the simple tallies.

# How You Can Try a Voting Tool

It's easy to **test-drive** a decision tool in a **survey**. Or a council can form a **committee of the whole** to discuss, vote, tally and report results to enact by its old rules.

Many groups **adopt** a book of parliamentary rules; then they **amend** it with "**special rules of order**" to make their decisions more popular, stable and quick.<sup>4</sup>



## Steering Analogy

When choosing a voting rule, a new Mercedes **costs** little more than an old jalopy. That cost is a bargain when the votes steer important budgets or policies.

Does your car have an 1890 steering tiller or a **new**, power steering wheel? Does your town have an 1890 voting rule or a new, centrally balanced rule? page 33

Some groups offer **apps to tally your votes**.

[https://AccurateDemocracy.com/z\\_tools.htm](https://AccurateDemocracy.com/z_tools.htm)

# B. Workshop Games

Get your hands on **4** great voting rules.  
See how fair-share tallies organize voters.

Vote fast for **projects**, **reps** or **policies**.



## A tally board has

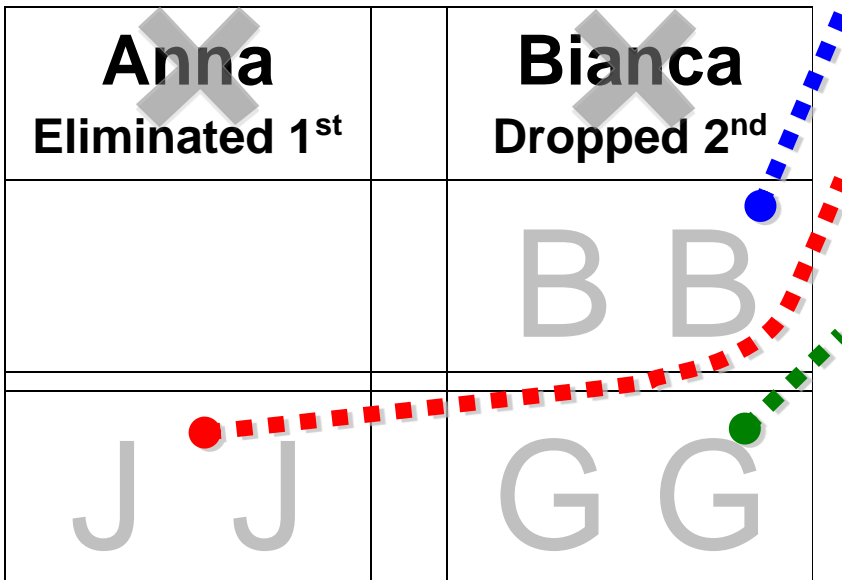
- 🌸 a **card** for each voter,
- 🌸 a **column** for each option,
- 🌸 a **finish line** for the favorites.

# 1. Ranked Choice Voting to Elect One

Tabletop games make Ranked Choice Voting lively.

- The **finish line** is the height of half the cards, plus one. That is how many votes a candidate needs to win.
- If no one wins, we **eliminate** the weakest candidate. We draw names from a hat to break ties.
- If your favorite loses, you can **move your card**. You can give it to your next backup choice.
- We **repeat** this to eliminate all but one, the winner!

This **chart** shows four columns on a tally board. The rule **eliminated** Anna, so **voter JJ moved** his card. Then Bianca lost; **BB** and **GG moved** to their backups. They were free to choose different backups.<sup>1</sup>



JJ ranks Anna 1, Celia 2.

GG ranks Bianca 1, Diana 2.



**Celia**

**RCV Winner**

**Diana**

**Runner up**

*Finish Line* *Finish Line* *Finish*

**B B**

**J J**

**M M**

**L L**

**V V**

**G G**

**D D**

**Z Z**

**C C**

*The winner had no surplus.*

*The last loser held 4 votes.*

## Quiz on RCV to Elect One

1. How can your group use this voting rule?
2. A card you move counts just like others, True or False?
3. Ranking a backup can't hurt your first choice, T or F?
4. Only 1 candidate can reach 50% plus a vote, T or F?
5. Name 4 cities or schools that use RCV. See page 62.
6. What benefits does it give them? See page 14.

**Answers:** 2) *True, each card counts once in each round.*  
3) *True, a backup doesn't count unless your 1<sup>st</sup> has lost.*  
4) *True, more reps would need over 100% of the votes.*



Ranked Choice Voting includes **RCV** and **PRCV**.

The endorsements page lists some of the users. ↓

Most of the groups tally their votes easily with apps.

## 2. Fair Rep by Proportional RCV

A tabletop game to elect three reps works like **PRCV**.

- 🎲 We set the **finish line** at 1/4 of the cards plus one.  
Don't put your card on a column that is full.
- 🎲 One at a time, we **drop** the weakest candidate.
- 🎲 If your candidate loses, you can **move** your card.
- 🎲 Repeat until three candidates reach the finish line!

**Ask** the RCV questions above again for PRCV adding:

4. Can only three candidates each win 25% plus a vote?
7. What total does a trio of reps win all together?

**Answers for PRCV:** 6) see page 16. 7) 75%.

PRCV with a cost-aware tally gives us **FSV**. ↗  
PRCV is also known as Single Transferable Vote, STV.

### 3. Fair Shares Buy Shared Goods

For our tabletop tally of **Fair Share Voting (FSV)**

- 🎲 You get one share; here that's three 50¢ voting **cards**.
- 🎲 We decided an item needs modest support from six of us to prove it's a *shared* good worth shared funding. So the **finish line** marks the height of six cards, and
- 🎲 You may put only one of your cards into a **column**.
- 🎲 A costly item has several **columns** to fill. A column here holds \$3, so a \$6 item needs two full columns.

**Rule B** lets you vote a 50¢ card, a 25¢ card half as tall, and a 75¢ card to boost your top choice (without inciting extreme high and low votes as point-voting ballots do.)



- 🎲 When an item wins, the treasurer hides its cards, then drops any item that costs more than all the cards left.
- 🎲 Then, one at a time, we **drop** the least popular item, the one with the lowest fraction of its columns filled.
- 🎲 **Move** your cards from a loser to your backup choices.
- 🎲 **Repeat** until we fill all the columns still in the game.

Only a few items can win, but all voters can win!

**Rule C:** An app shows the cards pop onto the columns.<sup>2</sup> It pops a tall card on the 1st column of each voter's fave. A shorter card pops onto each voter's next column, etc. After placing all of the cards, it drops the weakest column and restarts, rebuilding the remaining columns from zero.

## 4. Condorcet Tally Centers a Policy

To win a Condorcet tally, an item must top each rival, **one-against-one**. Two games show how it works.

- Flag L stands at our **center**, by the median voter. Flags J, K and M surround L, 2 m. or yards from it.

We asked 9 voters, “Are you closer to J than to K?” If so, please raise a hand.” Only one raised a hand. We entered J vs. K, etc., in a **pairwise table** below.

against	J	K	L	M
for J	—	1	3	4
for K	8	8+1=9	4	5
for L	6	5	—	5
for M	5	4	4	4+5=9

**The nine voters gave L a majority over each rival.**

- Flag L has a ribbon 1 or 2 m. long and a longer rope.

If the ribbon reaches to you, the ribbon policy gets your vote with its narrow appeal.

But if the ribbon cannot reach you, the **wide appeal** of the rope policy gets your vote. Which one wins?

If the flags mark places for **a heater** in a cold room:

- Do we put it at our center or in the biggest cluster?
- Do we turn on its fan to spread the heat wide?
- Do voters on the fringes have any influence?
- Can the median voter enact any policy alone?
- Do we get a balanced or a one-sided policy?

Normally: Rope. Center. Yes. Yes. No. Balanced.

# Ranked Choice Ballots

A tally board might serve 30 voters. But it's easier to mark **paper ballots** or webpages and tally by computer. Some groups need the secure paper ballots or printouts used in **risk-limiting audits** to catch frauds and errors.<sup>3</sup>

☒ **Yes-or-no ballots** badly oversimplify most issues. They often highlight only two factions: “us versus them” and can **polarize** a community.

🌀 **Ranked choice ballots** reduce those problems. They let you rank your 1<sup>st</sup> choice, 2<sup>nd</sup> choice, 3<sup>rd</sup> etc. Ranks can reveal a great variety of opinions. Surveys find most voters like the **power** to rank candidates.<sup>4</sup>

## Party Menu 1

Fill only one ‘O’ on each line.

lbs.	Treats*	Ranks					
		Best					Worst
		1 <sup>st</sup>	2 <sup>nd</sup>	3 <sup>rd</sup>	4 <sup>th</sup>	5 <sup>th</sup>	6 <sup>th</sup>
3	Almonds, Toasted	<input type="radio"/>	<input type="radio"/>	<input type="radio"/>	<input type="radio"/>	<input type="radio"/>	<input type="radio"/>
7	Apples, Honey Crisp	<input type="radio"/>	<input type="radio"/>	<input type="radio"/>	<input type="radio"/>	<input type="radio"/>	<input type="radio"/>
5	Apricots, Dried	<input type="radio"/>	<input type="radio"/>	<input type="radio"/>	<input type="radio"/>	<input type="radio"/>	<input type="radio"/>
6	Oranges, Navel	<input type="radio"/>	<input type="radio"/>	<input type="radio"/>	<input type="radio"/>	<input type="radio"/>	<input type="radio"/>
6	Peaches, White	<input type="radio"/>	<input type="radio"/>	<input type="radio"/>	<input type="radio"/>	<input type="radio"/>	<input type="radio"/>
6	Tangerines	<input type="radio"/>	<input type="radio"/>	<input type="radio"/>	<input type="radio"/>	<input type="radio"/>	<input type="radio"/>

Which one wins by plurality? Hints: 5 sweets vs. 1 nut, and the top name on a ballot gets a 2% to 9% boost.<sup>5</sup>  
Which wins by Ranked Choice Voting or by Condorcet?<sup>6</sup>

We can vote for a party playlist, snacks, drinks and more.

**Caution:** Ballots with many contests might use up the mental energy a voter needs to vote in each contest.

## Budget Levels and Long Ballots

These two cases taught us to avoid very long ballots:

We have seen Ranked Choice Voting for reps is easy. It cuts worries about wasted votes, from your own ballot up to whole districts gerrymandered to waste thousands. The worries in the cases below didn't occur in elections. Each of us had to **adjust too many budgets** at once.

We can't afford items *WE* rank below **a costly favorite**: Our ballot had 40 items. Most of us ranked a few higher than the costly sure winner. But, as we picked from so many items, most got just a few shares. So most lost, even some that a few of us ranked over the sure winner. Then that costly favorite won, taking a lot of our money.

Wise voters ranked it high only at its low budget levels. So they had money left to help more items each reach the base number of votes and qualify for funding.

### Adjusting Many Ongoing Budgets

Each year we reset the levels of 50 ongoing budgets. Some voters said **a long ballot** was too hard and slow. Now any...5...of us may propose a plan for these budgets. Most voters say it's easier to rank a few complete plans. This evaluates more than ranking every budget does: A plan may help more or less than the sum of its parts. And changing budget B may call for changing budget P.

A **Condorcet Tally** then picks one plan.<sup>4</sup> It is likely to coordinate all of the budgets and it has majority support. But it might be nicer to a majority than to others.

# Workshop Finale Notes

**It's easy to give this workshop** in a class or a club.<sup>6</sup> In an hour, 20 voters can review plurality, try **RCV**, then try **PRCV** for colors as shown below or **FSV** for treats:<sup>7</sup>

**Eat the winners!** while you plan to take a poll for the central majority or fair shares, in a **group** you know. What qualities do you want in this poll? (See page 34.)

**Voter education** can be fun to do and it is essential. [FairVote.org](http://FairVote.org) has model ballots, voter-education flyers, videos, stories and much more to help your voters. Here's a fun **music video** [flip2020.wordpress.com](http://flip2020.wordpress.com)

Some groups offer **apps to tally your votes**. There's a list at [AccurateDemocracy.com/z\\_tools.htm](http://AccurateDemocracy.com/z_tools.htm)

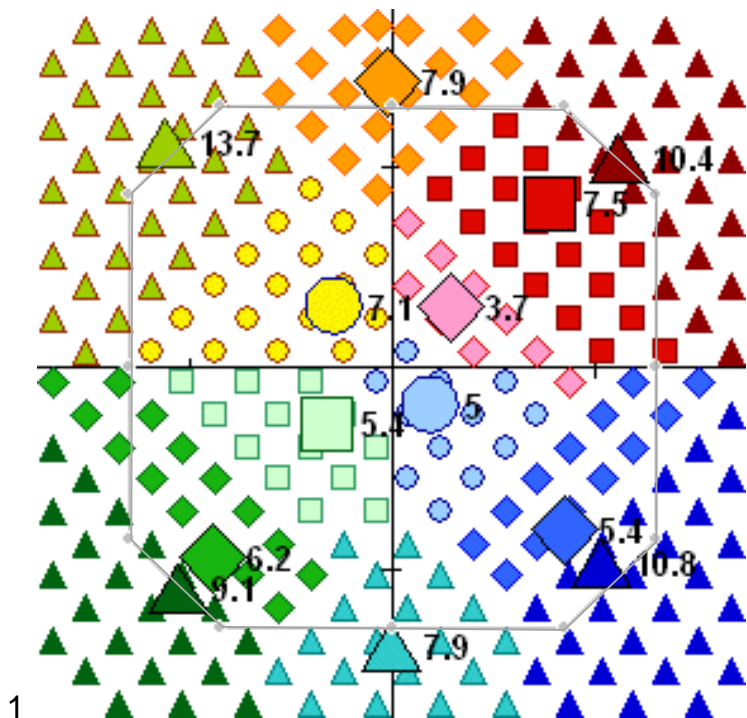


Hands-on games and shared treats make memories of how each tool *works*. Next, simple simulations and national statistics show some of the high-level *effects*. The effects on pages 54 through 59 are important for the governance of schools, clubs, towns and more.

# C. SimElection Games

## 2. Watch Fair Rep Balancing a Council

These maps show **Proportional RCV** ballots electing **five** reps. A little shape is a voter's ballot; a big one is a candidate. Each little ballot has the color and shape of its current top choice, the closest remaining candidate.<sup>8</sup>

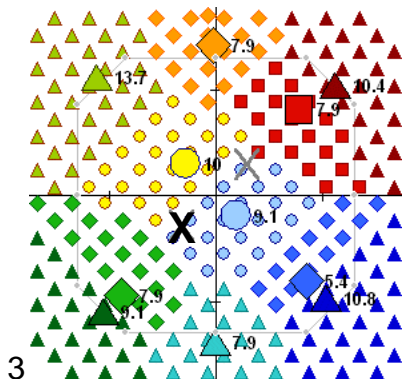
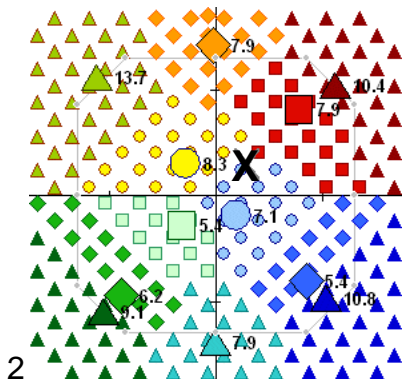


Sim players position candidates to get votes (page 56). The numbers on a map show each candidate's current share of the votes; 16.7% will win a seat and a halo! After this round of counting, the weakest candidate must lose and get an X. The 3.7%  $\blacklozenge$  will be the first to lose.

To make close rivals distinct, colors vary from a spectrum.

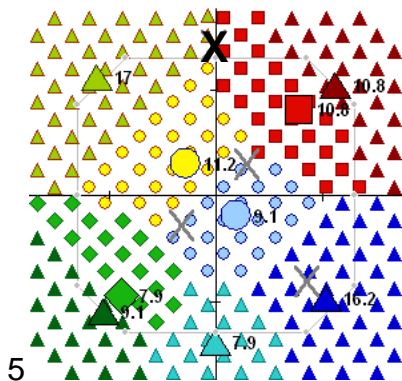
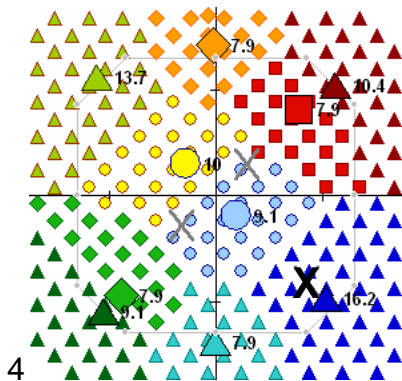


## The Weakest Lose, One at a Time



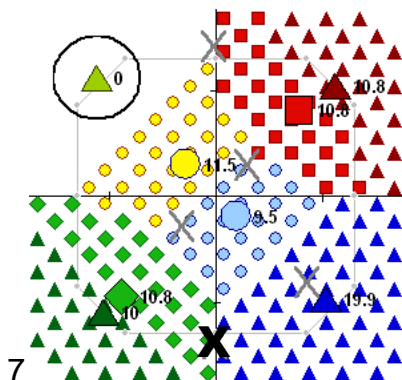
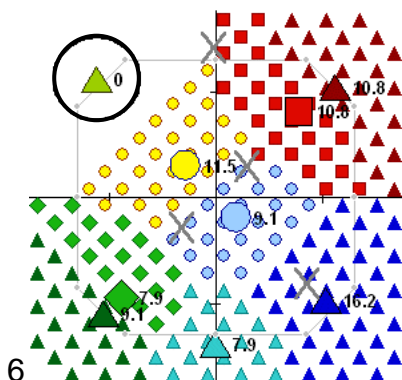
In map 2, the first loser gets an **X**. Her ballots change color and shape as each counts for its new top choice, a close rival — whose nearby field of color grows. ● ■ ● (Game maps may portray places or political positions.)\*

In map 1, a gray line circles half the ballots. Candidates outside it lead their close rivals on the first ballot count. But in 2 and 3, as weak candidates lose, most of their ballots count for **moderates** or centrists inside that line.



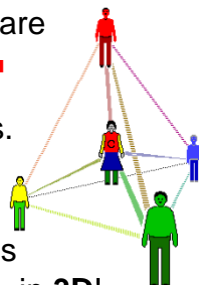
\* Pages 10 and 13 introduced political dimensions.

## Votes Transfer, Elect Reps

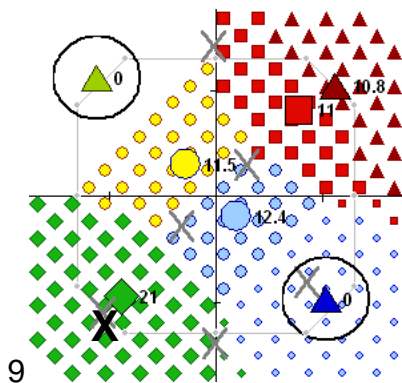
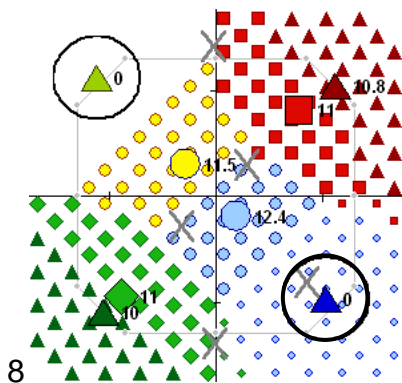


In 6, a candidate has just enough votes to win a seat.  
 In 8, a winner has **surplus votes**; a fair share goes to each supporter's next choice. ◆ ● ■

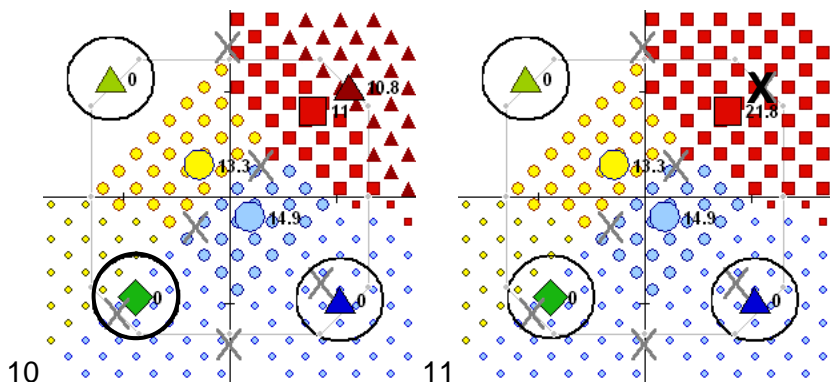
The maps show only two issue dimensions.  
 But a five-seat council can form decisions  
 in 3D, if its reps are diverse. More issues  
 and positions get represented in campaigns  
 and debates, then in policies and projects—in **3D!**



"RCV...gives you proportionality on every axis."<sup>9</sup> ↔ ↕ ↶

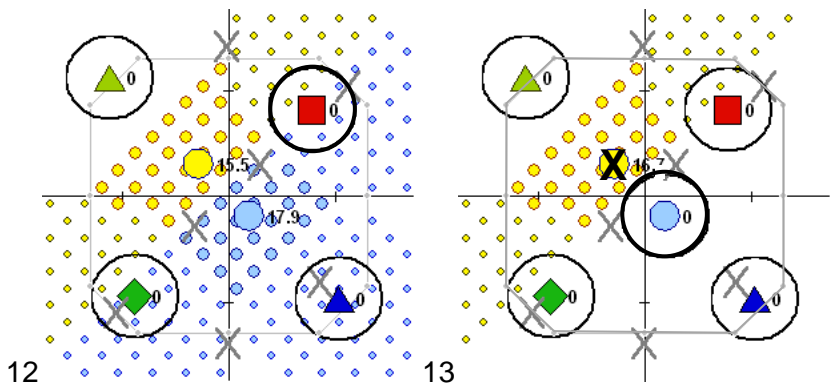


## A Diverse and Balanced Council



This pattern of voters makes their choices easy to see. SimElection™ also created uniform, random, custom and normal bell-curve patterns for games and research. To learn about life, play in lifelike normal patterns.<sup>10</sup>

In 13, the box with half the ballots holds all but one rep. Does PRCV tend to favor and elect fringe candidates? Five reps together need what percentage of the votes? Are the reps diverse? Balanced fairly? Centered well?



No. Over 83%. Yes. Yes. See page 55.

### 3. Simulation of Fair Share Voting

**Fair Share Voting** helps voters self organize many ad hoc groups big enough to fund their favorite items. Each voter may try to help a few groups give money or labor to one-time resource allocations, (OTRAs) or even to optional items in some ongoing budgets (e.g., FSV can choose repairs for roads but not new routes.)

**To find the best buys for our money,  
use Participatory Budgeting meetings then  
Fair Share Voting ballots and tallies.**

This map shows the public plants proposed by voters on a campus. Often, the site closest to a voter is most useful to him and is his top choice. But this case has four distinct interest groups: **Red, Yellow, Green, and Blue**. Items can be close together on the map and yet be far apart in color. This map shows a third issue dimension as deep layers of color within your screen.

This is a proposed **blue-flower garden**. It is far from what the **red voters** want, even if it is next door. A voter prefers the closest item with his favorite color.



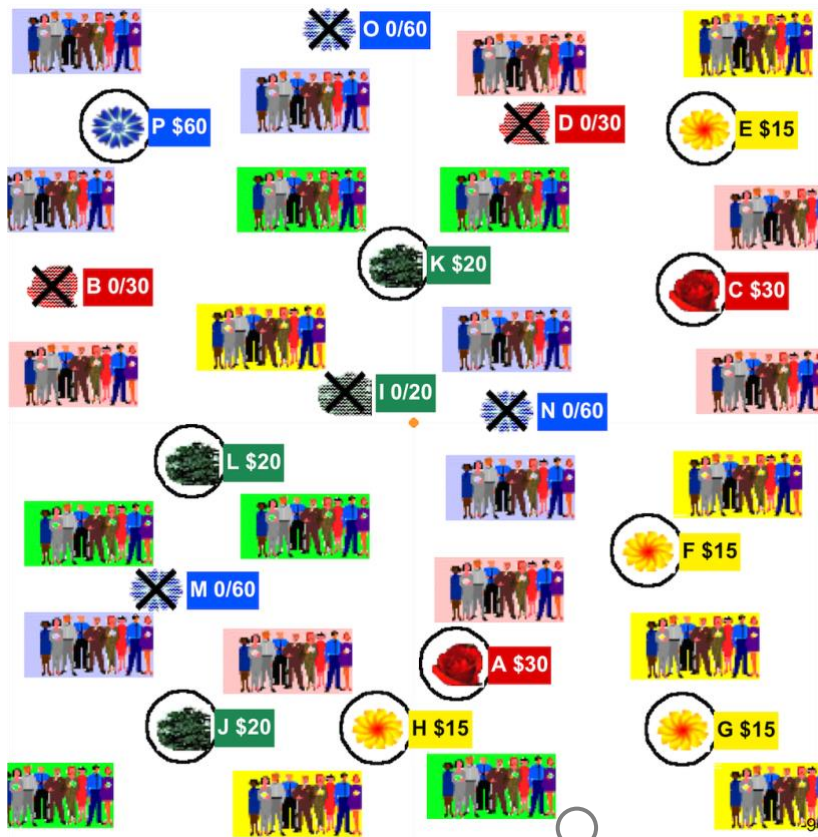
Here a garden club had \$240 for public plants and each interest group got a quarter of the votes. So how much did each group allocate?

**A red rosebush cost \$30, two big sunflowers \$15,  
an evergreen \$20, a blue passion flower vine \$60.**

A group with only a few, low-cost proposals might be able to fund them all. Did that happen here?

Answers: **\$60, \$60, \$60, \$60.** *Yes for sunflowers.*

# Campus Map



Any big group can **focus** or **spread** their spending.


The **Loring Allocation Rule** uses a Condorcet Tally to fund a few items, then a Fair Share tally. The Condorcet Tally funds items with wide appeals to ad hoc majorities. It lets you vote for a sure winner without wasting any of your own power. Then the Fair Share tally funds items with narrower, more intense appeals. Elections, too, may tally Condorcet then fair-share winners.

## Contrast 3 Councils, Each Has 5 Seats

1. The **Loring Ensemble Rule** elects a few reps by a Condorcet Tally, the rest by a **Proportional RCV** tally. On this map **Condorcet Tally** elects **Al** then **Fair Rep** by four-seat **Proportional RCV** elects **Bev, Di, Fred, and Joe**. The map shows each winner's name in **bold**.

2. The **Condorcet Series** elects the candidates closest to the middle of the voters: *Al, Bev, GG, Joe and Fred*. The lower right or southeast gets no rep, so the council is not well balanced. Each winner's name is in *italic*.

3. **Fair Representation** by five-seat **Proportional RCV** elects Bev, Di, Fred, GG and Joe. Each name is underlined. It eliminated Al!



### Notice Two Surprises

1. It may be surprising that **broad Fair Rep** helps the **central Condorcet** winner be the council's **swing voter**. With these tools, political diversity can be a source of moderation as well as balance and a wide perspective.

2. **Central reps** can lead a **broad Fair Rep council** to **broader majorities**, holding moderates from *all* sides. This can add to or replace some of the "checks and balances" used to moderate a council's impacts.

# Well Centered and Balanced

An **Ensemble** council combines the breadth and balance of Fair Representation with the centering of *Condorcet*.

File	Edit	Window	Organize	Fund	Campaign
Washington D.C.					Survey Voters...
Polls close in 2 minutes					Nominate Candi
					Bid on Rules...
					Position Candi
					Interview Candi
					Audit Campaign:
					Voters Shift...
					Cast Ballots
					Watch Returns..
					Save Election...
					Get Election...
					Run Research...

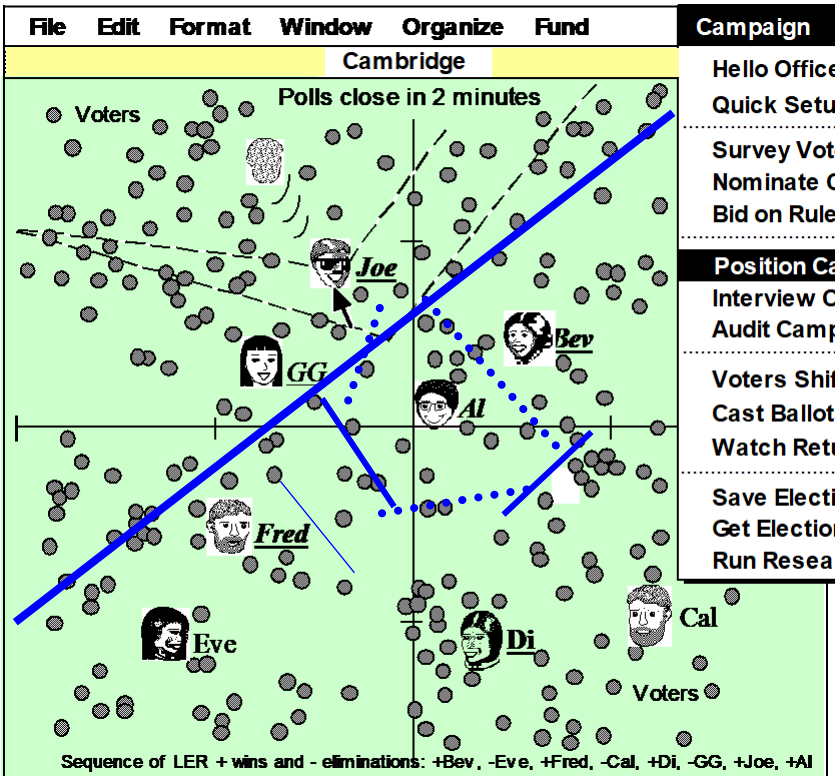
A council's **swing voter** on a regulation or a budget can strongly influence but not dictate those decisions.

Proportional RCV works to elect a balanced council with moderates and often a centrist. But it does not push any rep to please *central majorities* of voters.

*Condorcet* does. ↗

## 4. Watch Condorcet Find the Center

This map puts a line halfway between Al and a rival. Voters ● on Al's side of each line are closer to Al, so they rank Al above the rival. The long line has more voters on Al's side than on Joe's. So Al wins that test. **Al wins a very different majority over each rival here.** To do that, Al's political positions must be *central* and have *widespread support*, as described on page 31.



In contrast, **PRCV** requires the most **intense support**, first-rank votes, to avoid early elimination. ● page 48 **RCV** does too, with a high finish line of 50% + 1 vote.



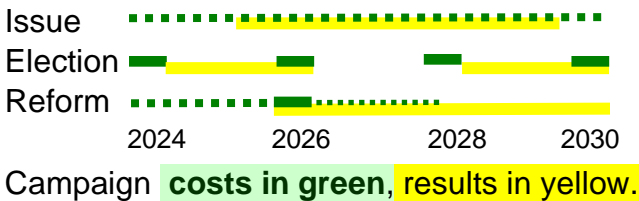
# \* Back Matter

## Voting Reform Is Cost Effective

**Issue campaigns** teach voters and reps for years. This eases one problem, but rarely fixes the source.

**Election campaigns** cost a lot all at once. The biggest faction can skew all policies for a few years.

**Reform campaigns** cost no more than elections. RCV strengthens reps and policies for many years.



## Strengthen Votes ∴ Mandates ∴ Policies

RCV expands the base of power, the numbers of effective votes and voters supporting:

Pages

- 1 a **CEO** or a **Chair** from a plurality to a majority 14, 31
- 2 a **Council** from a plurality to over three quarters 21
- 3 the **Budgets** from a few power blocs to all voters 24
- 4 a **Policy** from a one-sided to an overall majority. 30

Votes for real choices tally up real democratic power. It needs big mandates to govern new nondemocratic powers in big money, media, marketing and more. Mandates aid actions to achieve popular goals. They build up a democracy and its leaders.

# Voting Reforms Aid Related Reforms

**1** A **Top-Four Primary** then an **RCV election** puts a focus on four big rivals. They offer more hopes, fears and plans than just two rivals in a macho duel.<sup>11</sup> A winner has both **intense** and **widespread** support.<sup>4,2</sup>

**3** A **news firm** may serve us better if the subscribers steer more parts of it than investors or advertisers do. There's a low-cost method for any membership group: **Fair Share Voting** can reward the best news bloggers.

**3** **Public campaign funding** lets reps and rivals give less time to their sponsors, more time to their voters. One plan gives each voter \$50 of vouchers to donate.<sup>12</sup> Such nameless gifts or **FSV** can cut **corrupt** paybacks.

Big sponsors aim gifts to buy the few swing districts.

**1** **2** **RCV** and **Fair Representation** make that harder<sup>13</sup> Big business and billionaires may buy fewer seats.

*"It's very hard to see us fixing the **climate** until we fix our democracy." —Dr. James Hansen<sup>14</sup>*

**1** **2** **Good schools**, taxes and voting may go together Schools build our group skills and political know-how.<sup>15</sup>

**1** **Sabbatical terms** make the current rep run against a former rep returning from rest, reflection and research Then the candidates include two with records in the job! Two alike do not break apart a group that uses **RCV**.

**4** **Citizens' assemblies**<sup>16</sup> and their referendums get more choices and control by using **Condorcet Tallies**. The laws on voting rules, reps' pay, sponsors, etc., need referendums as all reps have conflicts of interest.

# Civil Society Builds Democracy

Merchants and workers in medieval guilds won some rights by building **group skills**, unity and allies. Now local councils, co-ops and schools can build skills.

Empirical thinking grew in the Age of Enlightenment, leading to revolutions for **human rights**.<sup>17</sup> Now rights must include Fair Representation and Fair Share Voting.

A big need for workers has often raised their pay and political strength, thus the **political equality** in a society. Now more progressive taxes<sup>18</sup> can help political equality.



## Move to a more democratic place or group.

To get good policies quickly, go where they are used. For example, do you want the democratic control and long-term savings of county or **co-op owned** utilities?<sup>19</sup>

CEOs may need to be assertive, but not authoritarian. That corrupts commerce and wrecks human rights.<sup>20</sup>

How can voting rules **reduce the abuse of power**?

Answers: [RCV](#) rivals act nicer. [Swing-voting](#) reps moderate.

[Fair Rep](#) and [FSV](#) spread power. So do the related reforms.

But a winner-takes-all tally starts a bad pattern.

# Better Voting for Better Living

Data on the next page suggests, to elect reps who enact superb health, education, tax<sup>7</sup> and other policies, a country needs effective, not wasted votes.

Does **Fair Representation** elect more women? page18  
Do they tend to raise health and education results?<sup>21</sup>  
Can these lift low incomes and reduce violent crime?

Do voter **turnouts** or seats won by **women** tend to be lower in countries with more: people? diversity? religion? polygamy? corruption? billionaires? militarism? hot days!  
Are those harder to change than the voting rules?



## Data Definitions and Sources

Measures of respectable power and policies, circa 2016

**Seats** avg. per election district; Inter-Parliamentary Union  
**Women %** of main legislature; Inter-Parliamentary Union  
**Turnout %** Int'l. Inst. for Democracy and Electoral Assistance  
**Health Rank** first is best; World Health Organization  
**Math Score** Program for Int'l Student Assessment, OECD  
**Poverty %** of children below half of median income; OECD  
**Murder Rate** per million; 7<sup>th</sup> UN Survey of Crime Trends  
Scores weighted by population give a voting rule's average.

The table's **worst** numbers are in **bold**.

# Country

## Women

## Health

## Poverty%

### Seats

### %

### Turnout

### Math

### Murder

Country	Seats	Women %	Health Turnout	Math	Poverty%	Murder
<b>Fair Rep</b>	page 16	37%	75%	15	503	13% 12
<a href="#">Sweden</a>	14	44	86	23	502	8 10
Finland	13	42	67	31	548	4 15
Spain	6.7	41	69	7	480	<b>20</b> 6
Norway	8.7	40	76	11	490	5 5
Belgium	8.4	39	89	21	520	13 16
Denmark	15	38	88	34	513	4 5
Netherlands	150	37	80	17	528	10 5
Austria	19	28	82	9	505	8 7
Switzerland	7.8	28	<b>49</b>	20	530	10 6
Costa Rica	21, 4	19	81	36	<b>407</b>	- <b>112</b>
Uruguay	30, 2	<b>13</b>	90	<b>65</b>	<b>409</b>	- <b>111</b>
<b>Mixed, MMP</b>	p17	36%	71%	26	505	9% 11
<a href="#">Germany</a>	19, 1	39, 13	72	25	514	16 11
<a href="#">New Zealand</a>	50, 1	45, 15	77	41	500	15 9
<b>PRCV, RCV</b>	p42,14	34%	89%	29	517	14% 11
Australia	6, 1	38, 25	93	32	520	15 10
Ireland	4	<b>15</b>	70	19	501	10 10
<b>Runoff</b>	page 12	27%	60%	1	496	11% 12
France	1	27	60	1	496	11 12
<b>Plurality</b>	page 6	21%	58%	34	486	19% 42
Canada	1	26	68	30	527	15 17
United Kingdom	1	29	66	18	495	10 12
USA 2020 2024*	1	<b>24, 25</b>	64, 47	37	<b>474</b>	<b>21 50</b>

AccurateDemocracy.com/d\_stats.htm will add data on:  
 Corruption at transparency.org; Democracy Index at eiu.com;  
 Freedom at freedomhouse.org, Social trust, and Peace.

\* U.S. voter turnout rises ~15% in presidential years.

## What Good Is a Good Democracy?

*"Democracy is broadly understood to mean 'rule by the people'. <https://ourworldindata.org/democracy>*

*In practice, it is often defined as people choosing their leaders in free and fair elections.*

*Other definitions go beyond this. For example, some of them see democracy as people having additional individual rights and being protected from the state.*

*Democracy gives citizens the right to influence important decisions over their own lives and allows them to hold their leaders accountable.*

*But it can have other benefits too: democratic countries seem better governed than autocracies, seem to grow faster, and foster more peaceful conduct within and between them." <https://ourworldindata.org/democracy>*

COMPARE the quality of life in the best democracies versus that in the authoritarian/theocratic/monarchies or in totalitarian one-party states. OECD [Better Life Index](#)

### Why Support More Democracy?

It can resist tyrannical plutocrats, foreign and local.

It is good for the peaceful rule of law, rights and freedoms, social trust, safety, health and leisure.

Peace ⇒ prosperity ⇒ successful cities and states.

# Why Support Accurate Democracy?

A good democracy develops, improving itself, the quality of the society and its social agreements.

The best rules strengthen some reasons for voting: Choice ballots can speed up meetings. pages 27, 33, 36

Well-designed ballots and tallies promote equality: Even busy or unassertive people can cast full votes.

Democracy tools are powerful means for building social equity and trust, peace and prosperity.

## Consider the 1998 Northern Ireland Good Friday Agreement referendum.

The major factions were these:

The Catholics who were opposed to the peace deal and for union with the Republic of Ireland.

The Catholics for peace with the Protestants in N. Ireland

The Protestants for peace with the Catholics in N. Ireland

The Protestants who were opposed to the peace deal and for closer ties to the United Kingdom.

In some districts, no faction got a majority. If you wanted peace, who was your second choice? Some Catholic candidates for peace asked followers to give their next rank to the Protestants for peace, not to the Catholics for more of "The Troubles."

Protestants for peace made a similar ask.

"Proportionality on every axis,"  
led to peace. 🙌

## Where else are similar conflicts and factions?

# Some Questions to Ask

## **Some basic questions to ask about any voting rule:**

Has any group used it repeatedly over several years?

How consequential and competitive was their voting?

What were the percentages of turnouts and of wasted votes?

## **What incentives does it give to voters and leaders?**

Is its pattern of winners erratic or dependable over the years?

If dependable, is its pattern fair shares or winner takes all?

If winner takes all, is the winner from one side or the center?

If it is from the center, is the winner's appeal wide or narrow?

How often was it manipulated by a gerrymander, a "spoiler,"

a stacked agenda, strategic voting, or other rigged votes?

## **Some basic questions to ask about voting-rule research:**

Are the data from: 1) Real competitions, 2) Computer sims

with: A) normal distributions of voters and candidates B) weird

distributions, 3) Concocted examples, 4) Mathematical proofs.

Only the first really includes human psychology. Most sources

cited here **use real data** or realistic simulations. Other kinds

of data risk "garbage in, garbage out" and may be fascinating

mathematically but misleading in real-life.

## **Manipulation is best resisted by Condorcet-RCV hybrids.**

They're even better than the usual RCV.<sup>4.2</sup> Any decisive, non-dictatorial voting rule can be manipulated sometimes.

So the operant questions are, 1) How often can each rule be

manipulated in a realistic electorate? 2) How easy is the

manipulation? and 3) How damaging is its effect?

## **Why do this work?** To help the most people, give them tools

to make better group decisions, to allocate resources and to

reduce conflicts. The multiplier effects are huge. That's why

many schools, clubs and towns are adopting RCV.

Q: Can rules reduce battles of birthrates or indoctrination?

A: FSV makes becoming the plurality tribe less profitable.



# Some Users and Endorsers

## 1. Ranked Choice Voting (RCV) elects leaders

in more and more places: New York City and San Francisco, Alaska and Maine; colleges such as Duke, Harvard, Princeton, Rice, Stanford, Tufts, MIT, Cal Tech, Carlton, Clark, GWU, Reed, UCSC, Vassar, the Universities of Auburn, CA, Houston, IA, IL, MA, MI, MN, NC, OK, TX, VA, WA, WY.<sup>22</sup>

## 2. Multi-Winner Proportional RCV elects a whole council

in Cambridge Mass, in Portland Maine and Portland Oregon; plus colleges such as Carnegie Mellon, Clark, MIT, Oberlin, UC Cal, UC Davis, UCLA, UCSB, UT Austin, and Vassar. For decades, Australian and Irish voters have used Ranked Choice Voting in local and national elections.

### **Many groups endorse ranked choice voting.**

Organizations: The Academy Awards (Oscars), AAAS, Common Cause, Sierra Club, UUA; for more see link below.

Leagues of Women Voters: : AZ, CA, FL, ME, MA, MN, NC, OR, SC, VT, WA, and more

National Newspaper Editorials: New York Times Sunday, USA Today, Washington Post; Recent regional editorials: Portland Press Herald, Las Cruces Sun News.

Journalists: David Brooks, Hendrik Hertzberg.

Celebrities: Krist Novoselic, Jennifer Lawrence, John Cleese, Dr. James Hansen, and more

US Senators: McCain, Obama, Sanders, and more

US Reps: Keith Ellison, Jamie Raskin, Don Beyer, and more

Parties: **Democrats** of CA, CO, MA, and ME; Green Party US Libertarian Party, **Republicans** of Alaska, UT, VA, and more

## About Us

**FairVote** is a nonpartisan organization working for better elections for all. We research and advance voting reforms that make democracy more functional and representative for every American, with a focus on two key reforms: ranked choice voting and the Fair Representation Act.

Through our research and advocacy, we are making the case for reform at the federal, state, and local levels and empowering state and local allies with the resources they need to drive reform in their communities. Working together, we've already made ranked choice voting the fastest-growing nonpartisan voting reform in the nation.

### **About My Work** [VotingSite@gmail.com](mailto:VotingSite@gmail.com)

In 1990, John Chamberlin and Samuel Merrill each encouraged me to use their research, cited below (+3), to support a hybrid Condorcet-RCV tally. (See page 30.) In the 1990s, I coded *PoliticalSim*<sup>™</sup> and *SimElection*<sup>™</sup>. They compared 30 single- and multi-winner tallies and were used in a few universities. (See pages 48-56.) My sim research led to *Democracy Evolves*<sup>23</sup> in 1997. Then I helped FairVote as its webmaster and librarian. For over ten years, I've advised groups developing the use of Fair Share Voting. (See pages 24, 43 and 46.) This eBook summarizes [AccurateDemocracy.com](http://AccurateDemocracy.com)

**Goals:** Make excellent policies. (See pages 9 and 61.) Give strong incentives to cooperate for better harmony, even in diverse communities. (See 24, 27, 33-35, 54.)

# Copyrights



We feel this **information** should be free.  
So we give it a Creative Commons License,  
make this eBook free and print a few \$10 copies.

Please let others **share** this to improve  
voting in your clubs, college, city and state.

What will you do or give to live in a more  
educated and accurate democracy?

Consider helping [FairVote.org](http://FairVote.org)

Photo **credits** and thanks to: Rawpixel, cover;  
Adrian de Kock, title page, Cape Town SA, 1994;  
Kiichiro Sato, page 5; Mercedes-Benz, page 38;  
Wikimedia, page 43; Minnesota Public Radio, page 47;  
Flickr pool, Local Living Venture, page 59.

© CC BY-SA 3.0 2025, Robert B. Loring  
AccurateDemocracy and its logo are trademarks.  
We encourage [reviews](#), [reprints](#) and [translations](#).

ISBN 9978-1-7362637-2-3

Kindly send any requests, questions,  
comments or compliments to me at  
[VotingSite@gmail.com](mailto:VotingSite@gmail.com)

---

## Endnotes by Chapter

For each chapter, the endnote numbers restart at one. Good pdf viewers let you click on each entry's Web link. I abbreviate and format as needed to fit the page width. I favor online sources that use data from real elections or realistic sims. This is essential for realistic research.

This is the first book about **Ensemble Councils**, **Fair Share Voting** and rules of order for **Condorcet policies**

It covers some **AccurateDemocracy.com** (@) pages including [a\\_primer.htm](#) [a\\_workshop.htm](#) [d\\_stats.htm](#). The website has [free apps z\\_tools.htm](#), animations [d\\_stv2d.htm](#) or [p\\_tools.htm](#), and Web links [z\\_bib.htm](#)

[FairVote.org](#) has model ballots and bylaws, stories, research reports, voter-education videos and more.

The RCV Resource Center [rcvresources.org](#) has more.

### A. Voting Primer, Tragedies, and Progress

- + American Academy of Arts and Sciences. [Our Common Purpose, American Democracy for the 21<sup>st</sup> Century](#).
- + Braun, Andres y Alejandro Cabrera. *Nosotros la Gente*. (Cordoba: El Emporio Editions, 2021) English ed. *Argentina Has a Solution*.
- + Gehl, Katherine M. and Michael E. Porter. "Why Competition in the Politics Industry is Failing America;" Harvard Business Sch. 9/2017 <https://www.hbs.edu/competitiveness/Documents/why-competition-in-the-politics-industry-is-failing-america.pdf>
- + Brennan, Jason. "Against Democracy", Princeton Univ. Press, 2016
- + Richie, Rob. "Democracy Is Not Doomed", Washington Post 2024/06/10
- 1 Douglas, Amy. J. *Proportional Representation: The Case for a Better Election System*. North Carolina is on page 30; <http://archive.fairvote.org/?page=1606>
- 2 Durbin, Kathy. *Tree Huggers: Victory, Defeat & Renewal in the Northwest Ancient Forest Campaign*. Seattle, The Mountaineers, 1996

- 
- 3 Hoag, Clarence. and George Hallett, *Proportional Representation*, New York City, The Macmillan Company, 1926.
  - 4 Duverger, Maurice. "Factors in a Two-Party and Multiparty System," *Party Politics and Pressure Groups* (New York City: Thomas Y. Crowell, 1972), pages 23-32.
  - Rein Taagepera, and Mathew Soberg Shugart. *Seats and Votes: the Effects and Determinants of Electoral Systems*. New Haven: Yale University Press, 1989.
  - 5 FairVote, *Monopoly Politics*, [fairvote.org/monopoly\\_politics\\_2020](http://fairvote.org/monopoly_politics_2020)
  - 6 Lijphart, Arend. *Electoral Systems and Party Systems: A Study of Twenty-Seven Democracies* (Oxford University Press, 1994).
  - 7 See pages 30, [31](#), and [54-56](#).
  - 8 Statistics on pages 60-61 compare nineteen stable democracies.

**66**

## **1. Electing a Leader**, Ranked Choice Voting [@ c\\_irv.htm](#)

- 1 Chamberlin, John R.; Jerry L. Cohen and Clyde H. Coombs; "Social Choice Observed: Five Presidential Elections of the American Psychological Association" *Journal of Politics*. 46 (1984) 479-502
- "An Investigation into the Relative Manipulability of Four Voting Systems", *Behavioral Science*; 30:4 (1985) 195-203.
- Merrill, Samuel III. *Making Multi-candidate Elections More Democratic*. (Princeton, NJ: Princeton University Press, 1988).
- 2 The Editorial Board. "The Primaries Are Just Dumb." [nytimes.com/2020/02/26/opinion/democrats-primary-south-carolina.html](http://nytimes.com/2020/02/26/opinion/democrats-primary-south-carolina.html).
- 3 Ranked Choice Voting Civility Project [fairvote.org/rcv\\_civility\\_project/](http://fairvote.org/rcv_civility_project/)
- Reilly, Benjamin. *Democracy in Divided Societies: Electoral Engineering for Conflict Management*, (Cambridge U. Press 2001).
- [nytimes.com/2021/02/25/opinion/elections-politics-extremists.html](http://nytimes.com/2021/02/25/opinion/elections-politics-extremists.html)
- 4 Wright, Stephen G. "Voter Turnout in Runoff Elections", *The Journal of Politics*, Vol. 51, No. 2 (May, 1989), pages 385-396.
- "Ranked Choice Voting outperforms runoffs in upholding majority rule" Rob Richie, Madeline Brown. (FairVote, 2017).
- 5 Korean election [http://en.wikipedia.org/wiki/Roh\\_Tae-woo](http://en.wikipedia.org/wiki/Roh_Tae-woo)  
<https://web.archive.org/web/20010113205900/http://nimbus.ocis.temple.edu/~jhurewit/history.html>
- 6 *Papua New Guinea: Electoral Incentives for Inter-Ethnic Accommodation*, [http://aceproject.org/ace-en/topics/es/esy/esy\\_pg](http://aceproject.org/ace-en/topics/es/esy/esy_pg)

---

Chau, Amy and Rubinfeld, Jed. "The Threat of Tribalism"  
<https://www.theatlantic.com/magazine/archive/2018/10/the-threat-of-tribalism/568342/>

7 [RepresentWomen.org/representation](http://RepresentWomen.org/representation) and [rcv](http://rcv) a long term solution

## 2. Electing Representatives, Fair Rep [@](#) [d](#) [intro.htm](#)

1 and 7 Statistics on page 60-61 compare democracies. [d](#) [stats.htm](#)

2 Huber, John D. and G. Bingham Powell, Jr., "Congruence Between Citizens and Policymakers in Two Visions of Liberal Democracy," *World Politics* vol. 46 #3 (April 1994), pages 291-326.

3 "*Illinois Assembly on Political Representation and Alternative Electoral Systems*", (IGPA University of Illinois, Spring 2001)  
<http://www.fairvote.org/media/pep/execsum.pdf>

*History of cumulative voting, 1870-1970: Three is better than one*  
<http://www.lib.niu.edu/1982/iisr04.html>  
[fairvote.org/monopoly\\_politics\\_2020](http://www.fairvote.org/monopoly_politics_2020)

<http://archive.fairvote.org/index.php?page=39&articlemode=showspecific&showarticle=1325> [67](#)

4 Roberts, Nigel. *NEW ZEALAND: A Long-Established Westminster Democracy Switches to PR*, (Stockholm, IDEA)  
[www.nigel-roberts.info/NSR-in-Reynolds-&-Reilly-1997.pdf](http://www.nigel-roberts.info/NSR-in-Reynolds-&-Reilly-1997.pdf).

5 Mathews, Dylan. "3 Reasons New Zealand has the Best Designed Government in the World" [vox.com](http://vox.com), Jan. 16, 2015.

Shugart, Mathew Soberg. Emergency Electoral Reform: OLPR for the US House. [fruitsandvotes.wordpress.com](http://fruitsandvotes.wordpress.com) Jan. 2021.

Santucci, Jack. A Modest and Timely Proposal.  
[www.votequy.com/2020/12/09/a-modest-and-timely-proposal/](http://www.votequy.com/2020/12/09/a-modest-and-timely-proposal/)

6 Richie, Rob and Andrew Spenser; "The Right Choice for Elections" *University of Richmond Law Review*, v. 47 #3, March 2013.  
<https://lawreview.richmond.edu/files/2013/03/Richie-473.pdf>

7 Krook, Mona Lena. *Quotas for Women in Politics: Gender and Candidate Selection Reform Worldwide*; (Oxford U Press, 2009), 123.

Healy, Andrew and Jennifer Pate. "Can Teams Help to Close the Gender Competition Gap?" *Economics Journal*, 121: 1192-1204  
[https://web.archive.org/web/20170706034311/http://myweb.lmu.edu/ahealy/papers/healy\\_pate\\_2011.pdf](https://web.archive.org/web/20170706034311/http://myweb.lmu.edu/ahealy/papers/healy_pate_2011.pdf)

8 <http://www.nytimes.com/2016/11/10/upshot/women-actually-do-govern-differently.html> Statistics of Nations. [@](#) [d](#) [stats.htm](#)

[www.nytimes.com/2020/05/15/world/coronavirus-women-leaders.html](http://www.nytimes.com/2020/05/15/world/coronavirus-women-leaders.html)

---

### 3. Allocating Budgets, Fair Share Voting <sup>(a)</sup> [p\\_intro.htm](#)

FSV=PRCV if  $\$# = \text{voters\#}$ , 1 share = \$1, and 1 seat costs  $\$# / (\text{seats}+1)$

- 1 Shah, Anwar ed., *Participatory Budgeting*; The World Bank Washington, DC; <http://siteresources.worldbank.org/PSGLP/Resources/ParticipatoryBudgeting.pdf>
- 2 Moore, Joe *Participatory Budgeting in the 49th Ward*, <http://participatorybudgeting49.wordpress.com/> In 2014, voters in Cambridge, Massachusetts saw a similar pattern.
- 3 Tupelo-Schneck, Robert and Robert B Loring, *Fair Share Voting, Proposing a New Voting Method for Participatory Budgeting, 2012*;  
<sup>(a)</sup> [download/workshop/fair-share-spending.pdf](#) .ppt and .odp .  
<sup>(a)</sup> [download/workshop/gasto-equitativo.pdf](#) .ppt and .odp .
- 4 News of the Oaks, *Leaves of Twin Oaks*, Louisa, VA 1995
- 5 Oaks, Adder. "Participatory Budgeting in an Income Sharing Community;" *Communities: Life in Cooperative Culture*; #175, 6/2017. [ic.org/participatory-budgeting-in-an-income-sharing-community/](http://ic.org/participatory-budgeting-in-an-income-sharing-community/)  
*Leaves of Twin Oaks*, 2013. To cut a budget level needed support from 55% of the voters; so no one tried to protest a cut.  
+ If an FSV tally leaves too many "exhausted ballots," with money but no items, maybe reduce the required base number of voters.
- 6 Pierczynski, Grzegorz; Skowron, Piotr; Peters, Dominik; 2022  
"Proportional Participatory Budgeting with Additive Utilities," page 2  
+ Designing Digital Voting Systems for Citizens: Achieving Fairness and Legitimacy in Participatory Budgeting, Joshua C. Yang, et al. <https://doi.org/10.1145/3665332>  
+ [pbstanford.org/dieppe2015/ranking](http://pbstanford.org/dieppe2015/ranking) [participatorybudgeting.org](http://participatorybudgeting.org)  
+ Lani Guinier at Harvard Law, [www.youtu.be/eVsTpiSsGBQ?t=3177](http://www.youtu.be/eVsTpiSsGBQ?t=3177)

68

### 4. Enacting a Policy Condorcet Tally <sup>(a)</sup> [l\\_intro.htm](#)

- 1 Chamberlin et al above, also Merrill. <sup>(a)</sup> [c\\_data.htm](#) <sup>(a)</sup> [l\\_data.htm](#)  
<sup>(a)</sup> [l\\_cycles.htm](#)
- 2 Green-Armytage, James. "Four Condorcet-Hare Hybrid Methods for single-winner elections"; [votingmatters.org.uk/ISSUE29/I29P1.pdf](http://votingmatters.org.uk/ISSUE29/I29P1.pdf)  
"Strategic Voting and Nomination"; *Social Choice and Welfare*; 2014  
Tideman, Nicolaus. *Collective Decisions and Voting*; (Ashgate Publishing Ltd., Hampshire, England; 2006) page 232.

- Green-Armytage, Tideman and Rafael Cosman, "Statistical Evaluation of Voting Rules" *Social Choice and Welfare*; 2016, 46: 183.
- Loring, Robert. Loring One-winner Rule (LOR); 1996 <sup>Ⓐ</sup> [c data.htm  
https://www accuratedemocracy.com/l\\_lor1.htm](https://www accuratedemocracy.com/l_lor1.htm).
- Myers, Andrew C. "The Frequency of Condorcet Winners in Real Non-Political Elections." 2024. [cs.cornell.edu/andru/papers/civs24/](https://cs.cornell.edu/andru/papers/civs24/)
- Hill, I.D. "Some Aspects of Elections--To Fill One Seat or Many" *Journal of the Royal Statistical Society. Series A. Vol. 151, No. 2* (1988), pp. 243-275 <https://doi.org/10.2307/2982757>
- 3 See the captions on pages 15 and 56. <sup>Ⓐ</sup> [c irv.htm#compare](https://www accuratedemocracy.com/l_irv.htm#compare)
- 4 [https://en.wikipedia.org/wiki/Primary\\_challenge](https://en.wikipedia.org/wiki/Primary_challenge)
- 5 <https://www.nytimes.com/interactive/2018/11/10/opinion/house-representatives-size-multi-member.html>
- 6 [https://www accuratedemocracy.com/l\\_motion.htm](https://www accuratedemocracy.com/l_motion.htm) .

## ♥ Social Effects of Group-Decision Tools ♥

- 1 Bennett-Smith, Meredith. *World's Happiest Countries 2013*, [http://www.huffingtonpost.com/2013/05/28/worlds-happiest-countries-2013-australia\\_n\\_3347347.html](http://www.huffingtonpost.com/2013/05/28/worlds-happiest-countries-2013-australia_n_3347347.html); Cites UN, OECD.
- OECD Better Life Index* <http://www.oecdbetterlifeindex.org>
- Rothstein B. and, E. Uslaner. All for All: Equality, Corruption, and Social Trust; *World Politics*, Vol. 58, #1, October 2005: 41-72 [https://projects.iq.harvard.edu/gov2126/files/rothstein\\_2005.pdf](https://projects.iq.harvard.edu/gov2126/files/rothstein_2005.pdf)
- 2 Susskind, Lawrence and Jeffery L. Cruikshank; *Breaking Robert's Rules*; (Oxford University Press, 2006).
- Francis, Fred and Peg *Democratic Rules of Order*, 2010. pp 19, 24.
- LiquidFeedback.org Free software to help groups make decisions.
- Christian, Diana Leafe "Radical Governance Changes in Two North American Ecovillages", IC.org 08/31/2014.
- 3 *Group-Process Pattern Language*, [www.groupworksdeck.org](http://www.groupworksdeck.org).
- 4 Accurate Democracy motions for Condorcet <sup>Ⓐ</sup> [l\\_motion.htm](https://www accuratedemocracy.com/l_motion.htm)  
[https://en.wikipedia.org/wiki/Committee\\_of\\_the\\_whole](https://en.wikipedia.org/wiki/Committee_of_the_whole)

69

## B. Workshop Games, hold a vote <sup>Ⓐ</sup> [a workshop.htm](https://www accuratedemocracy.com/l_workshop.htm)

- 1 A voter's ranks may skip around, e.g. 1<sup>st</sup> left, 2<sup>nd</sup> far right, 3<sup>rd</sup> center
- 2 Loring, Robert. "A Simple Tally Method," <sup>Ⓐ</sup> [p tally.htm#tech](https://www accuratedemocracy.com/l_tally.htm#tech)



---

3 FairVote, *Ranked Voting and Questions About Election Integrity*,  
Published October 12, 2013. [http://www.fairvote.org/ranked-voting-  
and-questions-about-election-integrity/](http://www.fairvote.org/ranked-voting-and-questions-about-election-integrity/)

[www8.nationalacademies.org/onpinews/newsitem.aspx?RecordID=25120](http://www8.nationalacademies.org/onpinews/newsitem.aspx?RecordID=25120)

Election Audits <http://electionaudits.org/> <http://verifiedvoting.org>

4 *Portland Voters Overwhelmingly Support Ranked Choice Voting*;  
FairVote, 2015.

5 Krosnick, Jon A. "In the Voting Booth, Bias Starts at the Top", *New York Times*, [nytimes.com/2006/11/04/opinion/04krosnick.html?\\_r=0](http://nytimes.com/2006/11/04/opinion/04krosnick.html?_r=0)

6 [https://accuratedemocracy.com/a\\_teach.htm](https://accuratedemocracy.com/a_teach.htm)

7 Workshop Video 1, [youtube.com/watch?v=oHRPMJmzBBw](https://youtube.com/watch?v=oHRPMJmzBBw)  
Workshop Video 2. [youtube.com/watch?v=\\_5SLQXNpzk](https://youtube.com/watch?v=_5SLQXNpzk)

+ [https://www.fairvote.org/rcv\\_ballot\\_design](https://www.fairvote.org/rcv_ballot_design)

+ **A ballot by the inventor of FSV** <http://tupelo-schneck.org:8080/tag/>

## **C. Simulations**, compare, <sup>Ⓐ</sup> [d\\_stv2d.htm](#), [p\\_tools.htm](#)

1 Loring, Robert, SimElection™ 1996, <http://www.simelection.com>

9 Lorence, Stella; "Massachusetts Voters May Face Ranked Choice Voting Question On November Ballot". 3/3/2020 BU News Service. quoting Moon Duchin, MGGG Redistricting Lab, Tufts University.

10 See entries above for Robert Loring; or John R. Chamberlin et al; or Samuel Merrill III; or James Green-Armytage.

99 Brady, Henry E. "Dimensional Analysis of Ranking Data", *American Journal of Political Science*. 34 (11/90)

## **★Back Matter**, compare rules, <sup>Ⓐ</sup> [z\\_review.htm](#),

11 [https://ballotpedia.org/Top-four\\_primary](https://ballotpedia.org/Top-four_primary)  
<https://open.bu.edu/handle/2144/46870>  
[https://fairvote.org/archives/reform\\_library-top\\_four/](https://fairvote.org/archives/reform_library-top_four/)  
[https://en.wikipedia.org/wiki/Top-four\\_primary](https://en.wikipedia.org/wiki/Top-four_primary)

12 [https://en.wikipedia.org/wiki/Democracy\\_voucher](https://en.wikipedia.org/wiki/Democracy_voucher)

Ackerman, Bruce and Ian Ayres, *Voting with Dollars: A New Paradigm for Campaign Finance*; (New Haven: Yale Univ. Press, 2002).

13 Gifts to "spoilers" are less effective under Ranked Choice Voting.  
Multi winner districts make it hard to target money on just one seat.

- 
- 14 <https://www.nytimes.com/2018/06/223/opinion/Sunday/james-e-hansen-climate-global-warming.html>  
See also, “conservation ... depends on effective governance;”  
<https://www.nature.com/articles/nature25139>.
- 15 Compare the math scores on, pages 60-61. ① [d\\_stats.htm](#) 70
- 16 Chalmers, Patrick. “The People Trying to Save Democracy from Itself”, <http://theguardian.com/world/2016/jul/02/democracy-tarnished-brand-desperate-need-reinvention>.
- Lerner, Josh. 2024. **NEW** “From Waves to Ecosystems: The Next Stage of Democratic Innovation”. SNF Ithaca Research Scholar White Paper. No.1. Newark, DE. Ithaca Initiative.  
<https://udspace.udel.edu/handle/19716/34515>.
- Bouricius, Terrill G. Democracy Through Multi-Body Sortition: Athenian Lessons for the Modern Day”, New Democracy Institute, *Journal of Public Deliberation*, Vol.9 #1; 04/30/13.
- Mineo, Liz; How can we restore civil dialogue in the nation? Cambridge, MA: 2021. <https://news.harvard.edu/gazette/jane-mansbridge-offers-a-solution-to-mending-a-riven-democracy/>
- Navajas, Joaquin et al; “Aggregated knowledge from a small number of debates outperforms the wisdom of large crowds,” Cornell University, 2017. <https://arxiv.org/abs/1703.00045>
- 17 Tishman, Shari and Albert Andrade; Thinking Dispositions, <https://pdfs.semanticscholar.org/57cb/278acf38e9da6490d266260f9a9c50d20da3.pdf> Many people use these ways of thinking at times. But fewer have a disposition to use them routinely.  
<http://learnweb.harvard.edu/alps/thinking/docs/dispositions.htm>
- 18 See progressive taxes in Wikipedia pages on Carbon\_tax, Consumption\_tax#Expenditure\_tax, Land (Georgism), Speculation (Financial\_transaction\_tax), and Wealth\_tax.
- Piketty, Thomas and Arthur Goldhammer; Capital in the 21st Century, Cambridge MA: Belknap Press of Harvard University Press, 2014.
- 19 <https://cyber.harvard.edu/publications/2018/01/communityfiber>  
[Institute for Local Self-Reliance http://www.ilsr.org/](http://www.ilsr.org/)  
*On Solar Streets and Wilderness Alleys* windsong.bc.ca
- 20 Loring, Robert; “Egalitarian versus Authoritarian Values”  
[https://accuratedemocracy.com/a\\_quotes.htm#equal](https://accuratedemocracy.com/a_quotes.htm#equal)

---

[https://scholar.princeton.edu/sites/default/files/mgilens/files/gilens\\_and\\_page\\_2014\\_testing\\_theories\\_of\\_american\\_politics.doc.pdf](https://scholar.princeton.edu/sites/default/files/mgilens/files/gilens_and_page_2014_testing_theories_of_american_politics.doc.pdf)

21 Taub, Amanda; <https://psypost.org/2018/06/study-finds-less-corruption-countries-women-government-51530>

“Why Are Women-Led Nations Doing Better with Covid-19?”, *New York Times*, May 15, 2020  
[nytimes.com/2020/05/15/world/coronavirus-women-leaders.html](https://nytimes.com/2020/05/15/world/coronavirus-women-leaders.html)

23 <https://web.archive.org/web/19990218104532/http://members.aol.com/loringrbt/elect.htm>

[https://web.archive.org/web/1999102301124/http://members.aol.com:80/loringrbt/a\\_intro.htm](https://web.archive.org/web/1999102301124/http://members.aol.com:80/loringrbt/a_intro.htm)

Damien Cave. “Jacinda Ardern Sold a Drastic Lockdown With Straight Talk and Mom Jokes”. [nytimes.com/2020/05/23/world/asia/jacinda-ardern-coronavirus-new-zealand.html](https://nytimes.com/2020/05/23/world/asia/jacinda-ardern-coronavirus-new-zealand.html) Defines MMP.

23 [https://www.fairvote.org/where\\_is\\_ranked\\_choice\\_voting\\_used](https://www.fairvote.org/where_is_ranked_choice_voting_used)  
[https://www.fairvote.org/rcv\\_in\\_campus\\_elections](https://www.fairvote.org/rcv_in_campus_elections)

---

## Glossary and Index

- Accurate democracy** gives fair shares of seats and spending. It cuts scams and enacts a policy that tops all rivals. **4 goals**
- a **Mandate** is the authority effective votes loan to a winner. It is a basic goal. Contrast a wasted vote. .... **Pages 11-17, 57**
- a **Majority** is more than half of the votes. .... **11, 14, 30-, 56**
- a **Plurality** option has the most votes – often not a majority.
- " **rules** use yes-or-no voting; contrast RCV...**6, 11, 23, 31-, 61**
- a **Ranked Choice Vote** lets you rank a 1<sup>st</sup> choice and backups. It is a tool for effective votes and fair shares. ....**14-, 33, 45**
- a **Voting Rule** (system, tally, tool) has a ballot, tally steps and a level of support needed for a win. ....**6, 14, 17, 24, 30, 42-**
- a **Wasted vote**, for a loser, winner's surplus or powerless rep, discourages voting and weakens democracy. .... **12-18, 23, 27**
- a **Wrecking amendment** ruins a bill's chances or effects.
- a "**Free-rider**" doesn't relate to the original bill. .... **30, 33, 34**

See also the **Summary and Index of Benefits** on page 34.

## Acronyms and Synonyms

- |  | <u>Pages</u>                      |
|--|-----------------------------------|
| Consensus process .....  | 33, <b>36-</b>                    |
| <b>CT</b> , Condorcet Tally, Pairwise Comparison ...   | 28- <b>30-</b> , 44, 54-56        |
| <b>EC</b> , Ensemble Council: <b>CT</b> plus <b>FR</b> ..... <b>New</b> .....  | <b>8-</b> , 31, 54-55             |
| <b>FR</b> , Fair Rep, Fair Representation (US); PR, Proportional Representation. (See PRCV, STV below).....                      | 7, 16- <b>18-</b> , 61            |
| <b>MMP</b> , Mixed-Member Proportional .....   | 19-20, 55                         |
| <b>FSV</b> , Fair Share Voting..... <b>New</b> .....   | 22- <b>24-</b> , 36-, 43, 46, 52- |
| <b>RCV</b> , Ranked Choice Voting: <b>STV</b> , Single Transferable Vote, <b>PRCV</b> , Proportional RCV (US) for Fair Rep ..... | <b>42</b> , 48-51, 54             |
| <b>IRV</b> Instant Runoff Vote (US) Majority Preferential Vote (Aus) AV, Alternative Vote (UK) or Hare for SMD .....             | <b>14-</b> , 39-42, 56            |
| <b>SMD</b> , a Single-Member District elects one rep.....  | <b>6</b> , 16, 19                 |